

Saint Cloud MN Area Local No. 647

American Postal Workers' Union, AFL-CIO

P.O. Box 333

Saint Cloud MN 56302-0333

Office: 1-320-202-5924/Work Floor: 1-320-534-4464

August 05, 2009

Mike:

Here is our approach and data to date.

They appear to be hitting Waite Park Post Office openly from the July 25, 2009 Saint Cloud Times article. I fired my salvo back and it appeared in the July 30, 2009 issue. You will see our unresponded to information requests – specific to the station and/or branch.

We do have the Financial Performance Reports which tell a different story than the USPS and you will see that we used the information in our presentation to the Waite Park City Council on August 03, 2009 and are waiting for a hard copy of their resolution – which I will forward upon receipt.

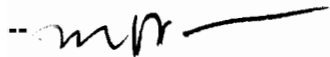
You already have – but I am including – our letters to Congressperson Bachmann and Senators Klobuchar and Franken.

To date, they are not going after Centre Place Station – but this could change. I have included our R&I's for it and the information that we have gathered on our own.

I will copy, Lyle and Willie, and hope that this will help others in the same situation or worse than we are.

My Cell Number is 1-320-420-0187 and Home Phone is 1-320-253-8661. If you email – please, send anything to both winston@cloudnet.com and apwu647@clearwire.net.

Education-Organization-Emancipation



**Michael P. Kaehler, President
Saint Cloud MN area Local No. 647**

AMERICAN POSTAL WORKERS UNION, AFL-CIO

Grievant/Union Local 647	Nature of Allegation Potential Closing of USPS Waite MN 56387 (Branch)
------------------------------------	--

July 15, 2009

Date of Request

To: Roy T Reynolds

Title: Postmaster

From: Michael P. Kaehler

Title: President

Subject : **REQUEST FOR INFORMATION & DOCUMENTS RELATIVE TO
PROCESSING A GRIEVANCE**

We request that the following documents and/or witnesses be made available to us in order to properly identify whether or not a grievance does exist and if so their relevancy to the grievance:

1. Two most recent WWE/Function 4 Evaluations and Recommendations for USPS Waite Park MN 56387 (Branch).

NOTE: Article 17, Section 3 requires the Employer to provide for review all documents, files, and other records necessary in processing a grievance. Article 31, Section 3 requires that the Employer make available for inspection by the Unions all relevant information necessary for collective bargaining or the enforcement, administration or interpretation of this Agreement. Under 8a(5) of the National Labor Relations Act, it is an Unfair Labor Practice for the Employer to fail to supply relevant information for the purpose of collective bargaining. Grievance processing is an extension of the collective bargaining process.

REQUEST APPROVED

REQUEST DENIED (GIVE REASON)

(date)

(signed)

AMERICAN POSTAL WORKERS UNION, AFL-CIO

Grievant/Union
Local 647

Nature of Allegation
Potential Closing of USPS Waite MN 56387 (Branch)

Second Request

August 4, 2009

Date of Request

To: Roy T Reynolds

Title: Postmaster

From: Michael P. Kaehler

Title: President

Subject : **REQUEST FOR INFORMATION & DOCUMENTS RELATIVE TO
PROCESSING A GRIEVANCE**

We request that the following documents and/or witnesses be made available to us in order to properly identify whether or not a grievance does exist and if so their relevancy to the grievance:

1. Two most recent WWE/Function 4 Evaluations and Recommendations for USPS Waite Park MN 56387 (Branch).

NOTE: Article 17, Section 3 requires the Employer to provide for review all documents, files, and other records necessary in processing a grievance. Article 31, Section 3 requires that the Employer make available for inspection by the Unions all relevant information necessary for collective bargaining or the enforcement, administration or interpretation of this Agreement. Under 8a(5) of the National Labor Relations Act, it is an Unfair Labor Practice for the Employer to fail to supply relevant information for the purpose of collective bargaining. Grievance processing is an extension of the collective bargaining process.

REQUEST APPROVED

REQUEST DENIED (GIVE REASON)

(date)

(signed)

AMERICAN POSTAL WORKERS UNION, AFL-CIO

Grievant/Union Local 647	Nature of Allegation Potential Closing of USPS Waite MN 56387 (Branch)
------------------------------------	--

August 4, 2009

Date of Request

To: Roy T Reynolds

Title: Postmaster

From: Michael P. Kaehler

Title: President

Subject : **REQUEST FOR INFORMATION & DOCUMENTS RELATIVE TO
PROCESSING A GRIEVANCE**

We request that the following documents and/or witnesses be made available to us in order to properly identify whether or not a grievance does exist and if so their relevancy to the grievance:

1. Financial Performance Reports for USPS Waite Park MN for:
 - a. September 2006
 - b. September 2007
 - c. September 2008
 - d. June 2009.

NOTE: Article 17, Section 3 requires the Employer to provide for review all documents, files, and other records necessary in processing a grievance. Article 31, Section 3 requires that the Employer make available for inspection by the Unions all relevant information necessary for collective bargaining or the enforcement, administration or interpretation of this Agreement. Under 8a(5) of the National Labor Relations Act, it is an Unfair Labor Practice for the Employer to fail to supply relevant information for the purpose of collective bargaining. Grievance processing is an extension of the collective bargaining process.

REQUEST APPROVED

REQUEST DENIED (GIVE REASON)

(date)

(signed)



July 25, 2009

Officials could close Waite Park post office

By Lawrence Schumacher
lschumacher@stcloudtimes.com

WAITE PARK — The U.S. Postal Service is considering closing Waite Park's retail post office and consolidating its operations with one on the west side of St. Cloud.

The two post offices are among two dozen in Minnesota and 3,200 across the country that Postal Service officials have been reviewing for possible closure. The Postal Service expects a \$6 billion loss this year due to decreasing use of the mail.

It's likely that the Postal Service's Northland District, based in Minneapolis, will recommend closing the post office at 254 Second Ave. S, said Pete Nowacki, Northland District Postal Service spokesman.

"We're looking for opportunities where we may have facilities that are underutilized, where we've got spaces close to each other and there may be some overlap," he said.

The Waite Park post office would be absorbed into an existing Centre Place retail post office at 4170 Division St. W in St. Cloud, just south of Crossroads Center, Nowacki said.

No Postal Service employees would be laid off, and the Waite Park distribution center at 517-10th Ave. S would be unaffected, he said.

"We would reassign the Waite Park employees in accordance with our labor contracts," Nowacki said.

Northland Postal Service officials will be sending questionnaires to Waite Park customers and taking written comments on the proposal before making a recommendation to Postal Service officials in Washington, he said.

Closure of the Waite Park post office could take place 60 days after approval by Postal Service officials, he said.

The closure would allow the Postal Service to save the money it spends on leasing the storefront space for the Waite Park post office.

There is enough space in the Centre Place post office to accommodate any customers who rent post office boxes at the Waite Park post office, Nowacki said.

The Postal Service has cut its work force by 25,000 employees this year,

consolidated its 80 district offices down to 75 and postponed building projects to deal with decreasing revenues, he said.

The downtown St. Cloud post office at 915 Second St. N would be unaffected by the proposed changes.



July 31, 2009

Your turn: Don't accept post office closing

By Michael P. Kaehler
American Postal Workers Union

I read with great interest the “public” notification of the “possibility” of the closing of the Waite Park Post Office. (“Officials could close Waite Park post office,” July 25.)

This is part of the USPS’ “Station/Branch Consolidation” initiative and the continued policy of transferring public sector “service” to the private business sector through the transfer of the retail sales of postal products and services ... not staffed by postal workers.

If the USPS does retain retail service, it will be in the form of Automated Postal Centers and box sections that have little in the way of the labor costs (i.e.; wages and benefits) involved with workers and the overhead associated with the facilities for them to serve the public in.

Proponents are out to increase their profit (surplus value) from the sale of stamps and may have undercut the “competition” — or have they? Their own documents state their intent with these “bullet points”:

“Communicate Better Service to Customers

More alternate access opportunities (APCs, Approved Shipper, Stamps on Consignment, CPUs)

Easier access to Web options (Market Research)

Alternate Postal Offering (Non-Personnel Unit) ...”

They have decided that you don't have to have a highly trained and competent postal clerk who understands all the services and regulations to sell you stamps and our first-rate postal services. (Express Mail, Priority Mail, etc.) Instead, you can purchase them from a machine, the Internet, or as a courtesy service in a supermarket, gas station. ... If you don't like the service you get from these “alternatives,” you can go elsewhere.

Is their ultimate intent to have no physical United States Post Office? ...

Yes, they do have a point about the proximity of Centre Place Station and that it has taken some of the “business” away from the Waite Park office. They did say the USPS retail units under USPS-St. Cloud are down in revenue, but they did not say that they were down by about 10 percent in retail revenue in their other stations and

branches — and that Waite Park was down by about 23 percent.

But there are, also, Contract Postal Units in proximity (Cash Wise, Cub Foods and Byerly's), and the closing of the Waite Park Post Office will help their alternate postal service "grow" their increasing share of the postal business.

The representative of the USPS Northland District said that they would put out questionnaires and take written comments on the proposals before the making the recommendation. If I were a citizen of Waite Park, I would contact my elected officials at every level about the intention ... to close your post office, as it is going to take much more than customer petitions and written comments to stop the closure. The process is well under way. ...

This is the opinion of Michael P. Kaehler, president, St. Cloud Area Local 647, American Postal Workers Union, AFL-CIO.

Waite Park City Council

Aug 3, 2009

Proposed

Waite Park Post Office:

Important:

September 30, 2008 = End of Fiscal Year

Permit & Other Commercial Revenue = \$4,964,585 (Permit Sales & BMEAU)

Retail Revenue = \$933,660

Other Income = (15,380)

Total Income for FY 2008 = \$5,882,865

Rent & Utilities = \$26,082 – Lease Expires on 04/30/2010

Operating Expense = \$181,394

If just Retail Revenue = 933,660 – 181,394 (19.5%) costs = \$752,266
profit or
80.5%

\$5,882,865 – 181,394 (03.8%) = \$5,520,078 (96% profit)

June FY 2009 To Date:

Permit & Other Commercial Revenue = \$2780,366 (Permit Sales & BMEAU) – down 30% from last year

Retail Revenue = \$565,709 – down 23% from last year

Other Income = \$1301 – down 3.5 % from last year

Rent & Utilities = \$20,779

Operating Expenses = \$124,392 down 10% from last year

If just Retail Revenue = \$565,709 – 124,392 (22%) = \$441,317 (78%)

268283- STC-WAITE PARK BR

MPOO: 9

ZIP: 56378

Financial Performance Report

Month: Jun-09

Month Actual	Month Plan	Month SPLY	Mon. % Plan	Mon. % SPLY	PSFR Line	YTD Actual	YTD Plan	YTD SPLY	YTD % Plan	YTD % SPLY
0	0	0			37 EQUIPMENT RENT AND REPAIR	0	0	0		
0	0	0			38 COST OF SALES ITEMS	0	0	0		
0	0	0			39 ADVERTISING	0	0	0		
0	0	0			3A SUPPLIES/SERVICES EXPENSE REDUCTIONS	0	0	0		
52	32	68	62.5	-23.5	SUB. SUPPLIES & SERVICES	727	547	1,822	32.9	-60.1
0	0	0			3B PROJECTS EXPENSED	0	0	0		
0	0	0			3C RELOCATION COSTS	0	0	0		
0	0	0			3D TRAVEL OTHER THAN TRAINING	0	0	0		
0	0	0			3E TRAINING	0	0	0		
0	0	0			3F CONTRACT JOB CLEANERS	0	0	0		
0	0	0			3G CONTRACT STATIONS	0	0	0		
0	0	0			3H VEHICLE MAINTENANCE SERVICES	0	0	0		
0	0	0			3I VEHICLE HIRE	0	0	0		
0	0	0			3K CARFARE & TOLLS	0	0	0		
0	0	0			3L RURAL CARRIER EQUIPMENT MAINT	0	0	0		
0	0	0			3M ACCIDENT COSTS	0	0	0		
0	0	0			3N OTHER EXPENSE REDUCTIONS/RECOVERIES	0	0	0		
0	0	0			3U PRINTING	0	0	0		
1,708	1,721	1,708	-0.8	0.0	41 RENT	20,779	20,789	20,957	0.0	-0.8
0	0	0			42 UTILITIES & HEATING FUEL	0	0	0		
324	324	324	0.0	0.0	43 DEPRECIATION & AMORTIZATION	2,919	2,916	2,919	0.1	0.0
0	0	0			44 MISCELLANEOUS EXPENSE	234	234	948	0.0	-75.3
0	0	0			45 COMMUNICATIONS	0	0	0		
0	0	0			46 INFORMATION TECHNOLOGY	0	0	0		
0	0	0			5G INDEMNITIES	0	0	0		
0	0	0			5H MISCELLANEOUS JUDGEMENTS	0	0	0		
2,032	2,045	2,032	-0.6	0.0	SUBTOTAL OTHER EXPENSE	23,932	23,939	24,824	0.0	-3.6
0	0	0			3P HIGHWAY TRANSPORTATION	0	0	0		
0	0	0			3Q RAIL TRANSPORTATION	0	0	0		
0	0	0			3S OTHER TRANSPORTATION	0	0	0		
0	0	0			3T TRANSPORTATION EXPENSE REDUCTIONS	0	0	0		
0	0	0			SUBTOTAL TRANSPORTATION EXPENSE	0	0	0		
2,084	2,077	2,100	0.3	-0.8	TOTAL NON-PERSONNEL EXPENSE	24,659	24,486	26,646	0.7	-7.5
12,927	12,246	12,450	5.6	3.8	TOTAL OPERATING EXPENSE	124,392	117,493	138,363	5.9	-10.1
12,927	12,246	12,450	5.6	3.8	TOTAL ALL EXPENSE	124,392	117,493	138,363	5.9	-10.1
395,721	41,949	451,466	843.3	-12.3	NET INCOME (LOSS)	3,222,984	626,350	4,604,481	414.6	-30.0

Month Actual	Month Plan	Month SPLY	Mon. % Plan	Mon. % SPLY	PSFR Line	YTD Actual	YTD Plan	YTD SPLY	YTD % Plan	YTD % SPLY
19,130	0	18,414		3.9	01 PERMIT IMPRINT	155,674	0	173,709		-10.4
278,316	0	366,204		-24.0	02 OTHER COMMERCIAL REVENUE	2,624,692	0	3,828,252		-31.4
297,446	0	384,618		-22.7	TOTAL COMMERCIAL	2,780,366	0	4,001,961		-30.5
107,276	50,722	75,797	111.5	41.5	03 RETAIL POSTAGE	541,597	718,430	716,251	-24.6	-24.4
3,654	3,208	3,236	13.9	12.9	04 RETAIL SERVICES	21,466	22,096	20,731	-2.9	3.5
257	216	222	19.0	15.8	05 RETAIL PRODUCTS	2,568	2,181	2,550	17.7	0.7
0	0	0			06 OTHER RETAIL CHANNELS	78	0	0		
111,187	54,146	79,255	105.3	40.3	TOTAL RETAIL	565,709	742,707	739,532	-23.8	-23.5
15	49	43	-69.4	-65.1	07 OTHER INCOME	1,301	1,136	1,351	14.5	-3.7
408,648	54,195	463,916	654.0	-11.9	OPERATING REVENUE	3,347,376	743,843	4,742,844	350.0	-29.4
0	0	0			10 OPERATIONS-SUPPORT	0	0	0		
0	0	0			11 OPERATIONS-MAIL PROCESSING	0	0	0		
0	0	0			12 OPERATIONS-DEL SERV-RUR	0	0	0		
0	0	0			13 OPERATIONS-VEHICLES SERV	0	0	0		
10,057	10,169	9,520	-1.1	5.6	14 OPERATIONS-CUSTOMER SVC	91,341	93,667	104,219	-2.5	-12.4
0	0	0			15 FINANCE	0	0	0		
0	0	0			16 HUMAN RESOURCES	0	0	0		
0	0	0			17 CUSTOMER SVC & SALES	0	0	0		
0	0	0			18 ADMINISTRATION	0	0	0		
0	0	0			19 NWRS CONTROL	0	0	0		
0	0	0			20 LIMITED DUTY	0	0	0		
0	0	0			21 REHABILITATION	0	0	0		
64	0	0			22 OPERATIONS-CITY DEL	289	0	0		
722	0	830		-13.0	23 OPERATIONS-PLANT	8,103	0	7,498		8.1
10,843	10,169	10,350	6.6	4.8	TOTAL SALARIES & BENEFITS	99,733	93,667	111,717	6.5	-10.7
0	0	0			27 FLEX PLAN ADJ-SALARIES (Field Use)	0	(531)	0		
0	0	0			29 FLEX PLAN ADJ-SALARIES	0	(129)	0		
10,843	10,169	10,350	6.6	4.8	TOTAL SALARIES & BENEFITS FLEX	99,733	93,007	111,717	7.2	-10.7
0	0	0			2A MERIT CASH BONUS	0	0	0		
0	0	0			2C EMPLOYEE AWARDS	0	0	0		
0	0	0			2I WORKERS' COMPENSATION EXPENSE	0	0	0		
0	0	0			2J WORKERS' COMPENSATION CHARGEBACK	0	0	0		
10,843	10,169	10,350	6.6	4.8	TOTAL PERSONNEL COMP	99,733	93,007	111,717	7.2	-10.7
0	0	(1)			31 SUPPLIES	243	178	961	36.5	-74.7
0	0	0			32 FURNITURE & EQUIPMENT	0	0	0		
0	0	0			33 SUPPLIES-ISSUED FROM INVENTORY	0	0	379		
52	32	69	62.5	-24.6	34 SERVICES	484	369	482	31.2	0.4
0	0	0			35 MEDICAL SERVICES	0	0	0		
0	0	0			36 CONSULTING SERVICES EXCLUDING ADVERTISING	0	0	0		

Month Actual	Month Plan	Month SPLY	Mon. % Plan	Mon. % SPLY	PSFR Line	YTD Actual	YTD Plan	YTD SPLY	YTD % Plan	YTD % SPLY
8,060	0	19,400			01 PERMIT IMPRINT	8,060	0	19,400		-58.5
331,015	0	408,433			02 OTHER COMMERCIAL REVENUE	331,015	0	408,433		-19.0
339,075	0	427,833			TOTAL COMMERCIAL	339,075	0	427,833		-20.7
54,968	78,744	66,201		-30.2	03 RETAIL POSTAGE	54,968	78,744	66,201		-17.0
3,606	2,400	2,418		50.3	04 RETAIL SERVICES	3,606	2,400	2,418		49.1
299	10	222		2890.0	05 RETAIL PRODUCTS	299	10	222		34.7
0	0	0			06 OTHER RETAIL CHANNELS	0	0	0		
58,873	81,154	68,841		-27.5	TOTAL RETAIL	58,873	81,154	68,841		-14.5
1,171	3	1		38933.3	07 OTHER INCOME	1,171	3	1		38933.3
399,119	81,157	496,675		391.8	OPERATING REVENUE	399,119	81,157	496,675		-19.6
0	0	0			10 OPERATIONS-SUPPORT	0	0	0		
0	0	0			11 OPERATIONS-MAIL PROCESSING	0	0	0		
0	0	0			12 OPERATIONS-DEL SERV-RUR	0	0	0		
0	0	0			13 OPERATIONS-VEHICLES SERV	0	0	0		
11,321	11,027	14,857		2.7	14 OPERATIONS-CUSTOMER SVC	11,321	11,027	14,857		2.7
0	0	0			15 FINANCE	0	0	0		
0	0	0			16 HUMAN RESOURCES	0	0	0		
0	0	0			17 CUSTOMER SVC & SALES	0	0	0		
0	0	0			18 ADMINISTRATION	0	0	0		
0	0	0			19 NWRS CONTROL	0	0	0		
0	0	0			20 LIMITED DUTY	0	0	0		
0	0	0			21 REHABILITATION	0	0	0		
0	0	0			22 OPERATIONS-CITY DEL	0	0	0		
850	0	903		-5.9	23 OPERATIONS-PLANT	850	0	903		-5.9
12,171	11,027	15,760		10.4	TOTAL SALARIES & BENEFITS	12,171	11,027	15,760		-22.8
0	0	0			27 FLEX PLAN ADJ-SALARIES (Field Use)	0	0	0		
0	0	0			29 FLEX PLAN ADJ-SALARIES	0	0	0		
12,171	11,027	15,760		10.4	TOTAL SALARIES & BENEFITS FLEX	12,171	11,027	15,760		-22.8
0	0	0			2A MERIT CASH BONUS	0	0	0		
0	0	0			2C EMPLOYEE AWARDS	0	0	0		
0	0	0			2I WORKERS' COMPENSATION EXPENSE	0	0	0		
0	0	0			2J WORKERS' COMPENSATION CHARGEBACK	0	0	0		
12,171	11,027	15,760		10.4	TOTAL PERSONNEL COMP	12,171	11,027	15,760		-22.8
56	65	306		-13.8	31 SUPPLIES	56	65	306		-81.7
0	0	0			32 FURNITURE & EQUIPMENT	0	0	0		
0	0	147			33 SUPPLIES-ISSUED FROM INVENTORY	0	0	147		
62	58	70		6.9	34 SERVICES	62	58	70		-11.4
0	0	0			35 MEDICAL SERVICES	0	0	0		
0	0	0			36 CONSULTING SERVICES EXCLUDING ADVERTISING	0	0	0		

Month Actual	Month Plan	Month SPLY	Mon. % Plan	Mon. % SPLY	PSFR Line	YTD Actual	YTD Plan	YTD SPLY	YTD % Plan	YTD % SPLY
0	0	0			37 EQUIPMENT RENT AND REPAIR	0	0	0		
0	0	0			38 COST OF SALES ITEMS	0	0	0		
0	0	0			39 ADVERTISING	0	0	0		
0	0	0			3A SUPPLIES/SERVICES EXPENSE REDUCTIONS	0	0	0		
118	123	523	-4.1	-77.4	SUB-SUPPLIES & SERVICES	118	123	523	-4.1	-77.4
0	0	0			3B PROJECTS EXPENSED	0	0	0		
0	0	0			3C RELOCATION COSTS	0	0	0		
0	0	0			3D TRAVEL OTHER THAN TRAINING	0	0	0		
0	0	0			3E TRAINING	0	0	0		
0	0	0			3F CONTRACT JOB CLEANERS	0	0	0		
0	0	0			3G CONTRACT STATIONS	0	0	0		
0	0	0			3H VEHICLE MAINTENANCE SERVICES	0	0	0		
0	0	0			3I VEHICLE HIRE	0	0	0		
0	0	0			3K CARFARE & TOLLS	0	0	0		
0	0	0			3L RURAL CARRIER EQUIPMENT MAINT	0	0	0		
0	0	0			3M ACCIDENT COSTS	0	0	0		
0	0	0			3N OTHER EXPENSE REDUCTIONS/RECOVERIES	0	0	0		
0	0	0			3U PRINTING	0	0	0		
1,708	1,720	1,708	-0.7	0.0	41 RENT	1,708	1,720	1,708	-0.7	0.0
0	0	0			42 UTILITIES & HEATING FUEL	0	0	0		
324	324	324	0.0	0.0	43 DEPRECIATION & AMORTIZATION	324	324	324	0.0	0.0
(48)	0	350		-113.7	44 MISCELLANEOUS EXPENSE	(48)	0	350		-113.7
0	0	0			45 COMMUNICATIONS	0	0	0		
0	0	0			46 INFORMATION TECHNOLOGY	0	0	0		
0	0	0			5G INDEMNITIES	0	0	0		
0	0	0			5H MISCELLANEOUS JUDGEMENTS	0	0	0		
1,984	2,044	2,382	-2.9	-16.7	SUBTOTAL OTHER EXPENSE	1,984	2,044	2,382	-2.9	-16.7
0	0	0			3P HIGHWAY TRANSPORTATION	0	0	0		
0	0	0			3Q RAIL TRANSPORTATION	0	0	0		
0	0	0			3S OTHER TRANSPORTATION	0	0	0		
0	0	0			3T TRANSPORTATION EXPENSE REDUCTIONS	0	0	0		
0	0	0			SUBTOTAL TRANSPORTATION EXPENSE	0	0	0		
2,102	2,167	2,905	-3.0	-27.6	TOTAL NON-PERSONNEL EXPENSE	2,102	2,167	2,905	-3.0	-27.6
14,273	13,194	18,665	8.2	-23.5	TOTAL OPERATING EXPENSE	14,273	13,194	18,665	8.2	-23.5
14,273	13,194	18,665	8.2	-23.5	TOTAL ALL EXPENSE	14,273	13,194	18,665	8.2	-23.5
384,846	67,963	478,010	466.3	-19.5	NET INCOME (LOSS)	384,846	67,963	478,010	466.3	-19.5

Month Actual	Month Plan	Month SPLY	Mon. % Plan	Mon. % SPLY	PSFR Line	YTD Actual	YTD Plan	YTD SPLY	YTD % Plan	YTD % SPLY
7,090	0	10,100		-29.8	01 PERMIT IMPRINT	209,909	0	182,920		14.8
317,299	0	372,697		-14.9	02 OTHER COMMERCIAL REVENUE	4,754,676	0	4,729,999		0.5
324,389	0	382,797		-15.3	TOTAL COMMERCIAL	4,964,585	0	4,912,919		1.1
50,392	67,678	45,887	-25.5	9.8	03 RETAIL POSTAGE	901,937	885,985	847,235	1.8	6.5
1,729	2,026	2,099	-14.7	-17.6	04 RETAIL SERVICES	28,440	27,760	26,742	2.4	6.3
279	161	292	73.3	-4.5	05 RETAIL PRODUCTS	3,283	2,214	2,540	48.3	29.3
0	0	0			06 OTHER RETAIL CHANNELS	0	0	0		
52,400	69,865	48,278	-25.0	8.5	TOTAL RETAIL	933,660	915,959	876,517	1.9	6.5
(16,815)	9	0	#####		07 OTHER INCOME	(15,380)	63	70	#####	#####
359,974	69,874	431,075	415.2	-16.5	OPERATING REVENUE	5,882,865	916,022	5,789,506	542.2	1.6
0	0	0			10 OPERATIONS-SUPPORT	0	0	0		
0	0	0			11 OPERATIONS-MAIL PROCESSING	0	0	0		
0	0	0			12 OPERATIONS-DEL SERV-RUR	0	0	0		
0	0	0			13 OPERATIONS-VEHICLES SERV	0	0	0		
10,468	15,357	8,948	-31.8	17.0	14 OPERATIONS-CUSTOMER SVC	137,685	177,905	128,305	-22.6	7.3
0	0	0			15 FINANCE	0	0	0		
0	0	0			16 HUMAN RESOURCES	0	0	0		
0	0	0			17 CUSTOMER SVC & SALES	0	0	0		
0	0	0			18 ADMINISTRATION	0	0	0		
0	0	0			19 NWRS CONTROL	0	0	0		
0	0	0			20 LIMITED DUTY	0	0	0		
0	0	0			21 REHABILITATION	0	0	0		
0	0	0			22 OPERATIONS-CITY DEL	0	0	0		
1,055	1,082	613	-2.5	72.1	23 OPERATIONS-PLANT	10,726	12,098	7,948	-11.3	35.0
11,523	16,439	9,561	-29.9	20.5	TOTAL SALARIES & BENEFITS	148,411	190,003	136,253	-21.9	8.9
0	0	0			27 FLEX PLAN ADJ-SALARIES (Field Use)	0	2,930	0		
0	157	0			29 FLEX PLAN ADJ-SALARIES	0	157	0		
11,523	16,596	9,561	-30.6	20.5	TOTAL SALARIES & BENEFITS FLEX	148,411	193,090	136,253	-23.1	8.9
0	0	0			2A MERIT CASH BONUS	0	0	0		
0	0	0			2C EMPLOYEE AWARDS	0	0	0		
0	0	0			2I WORKERS' COMPENSATION EXPENSE	0	0	0		
0	0	0			2J WORKERS' COMPENSATION CHARGEBACK	0	0	0		
11,523	16,596	9,561	-30.6	20.5	TOTAL PERSONNEL COMP	148,411	193,090	136,253	-23.1	8.9
0	49	0			31 SUPPLIES	1,051	573	655	83.4	60.5
0	0	0			32 FURNITURE & EQUIPMENT	0	0	0		
0	0	0			33 SUPPLIES-ISSUED FROM INVENTORY	379	379	153	0.0	147.7
48	47	46	2.1	4.3	34 SERVICES	666	640	623	4.1	6.9
0	0	0			35 MEDICAL SERVICES	0	0	0		
0	0	0			36 CONSULTING SERVICES EXCLUDING ADVERTISING	0	0	0		

268283- STC-WAITE PARK BR

MPOO: 9

ZIP: 56378

Financial Performance Report

Month: Sep-08

Month Actual	Month Plan	Month SPLY	Mon. % Plan	Mon. % SPLY	PSFR Line	YTD Actual	YTD Plan	YTD SPLY	YTD % Plan	YTD % SPLY
0	0	0			37 EQUIPMENT RENT AND REPAIR	0	0	0		
0	0	0			38 COST OF SALES ITEMS	0	0	0		54
0	0	0			39 ADVERTISING	0	0	0		0
0	0	0			3A SUPPLIES/SERVICES EXPENSE REDUCTIONS	0	0	0		0
48	96	46	-50.0	4.3	SUB-SUPPLIES & SERVICES	2,096	1,592	1,485	31.7	41.1
0	0	0			3B PROJECTS EXPENSED	0	0	0		
0	0	0			3C RELOCATION COSTS	0	0	0		
0	0	0			3D TRAVEL OTHER THAN TRAINING	0	0	0		
0	0	0			3E TRAINING	0	0	0		
0	0	0			3F CONTRACT JOB CLEANERS	0	0	0		
0	0	0			3G CONTRACT STATIONS	0	0	0		
0	0	0			3H VEHICLE MAINTENANCE SERVICES	0	0	0		
0	0	0			3I VEHICLE HIRE	0	0	0		
0	0	0			3K CARFARE & TOLLS	0	33	0		
0	0	0			3L RURAL CARRIER EQUIPMENT MAINT	0	292	0		
0	0	0			3M ACCIDENT COSTS	0	0	0		
0	0	0			3N OTHER EXPENSE REDUCTIONS/RECOVERIES	0	0	0		
0	0	0			3U PRINTING	0	0	0		
1,708	1,884	1,708	-9.3	0.0	41 RENT	26,082	26,254	25,438	-0.7	2.5
0	0	0			42 UTILITIES & HEATING FUEL	0	0	0		
324	321	324	0.9	0.0	43 DEPRECIATION & AMORTIZATION	3,892	3,885	3,989	0.2	-2.4
(10)	0	0			44 MISCELLANEOUS EXPENSE	913	913	441	0.0	107.0
0	0	0			45 COMMUNICATIONS	0	0	0		
0	0	0			46 INFORMATION TECHNOLOGY	0	0	0		
0	0	0			5G INDEMNITIES	0	0	0		
0	0	0			5H MISCELLANEOUS JUDGEMENTS	0	0	0		
2,022	2,205	2,032	-8.3	-0.5	SUBTOTAL OTHER EXPENSE	30,887	31,377	29,868	-1.6	3.4
0	0	0			3P HIGHWAY TRANSPORTATION	0	0	0		
0	0	0			3Q RAIL TRANSPORTATION	0	0	0		
0	0	0			3S OTHER TRANSPORTATION	0	0	0		
0	0	0			3T TRANSPORTATION EXPENSE REDUCTIONS	0	0	0		
0	0	0			SUBTOTAL TRANSPORTATION EXPENSE	0	0	0		
2,070	2,301	2,078	-10.0	-0.4	TOTAL NON-PERSONNEL EXPENSE	32,983	32,969	31,353	0.0	5.2
13,593	18,897	11,639	-28.1	16.8	TOTAL OPERATING EXPENSE	181,394	226,059	167,606	-19.8	8.2
13,593	18,897	11,639	-28.1	16.8	TOTAL ALL EXPENSE	181,394	226,059	167,606	-19.8	8.2
346,381	50,977	419,436	579.5	-17.4	NET INCOME (LOSS)	5,701,471	689,963	5,621,900	726.3	1.4

AMERICAN POSTAL WORKERS UNION, AFL-CIO

Grievant/Union Local 647	Nature of Allegation Potential Closing of USPS Centre Place Station (Station) of USPS Saint Cloud MN
------------------------------------	--

July 15, 2009

Date of Request

To: Roy T Reynolds

Title: Postmaster

From: Michael P. Kaehler

Title: President

**Subject : REQUEST FOR INFORMATION & DOCUMENTS RELATIVE TO
PROCESSING A GRIEVANCE**

We request that the following documents and/or witnesses be made available to us in order to properly identify whether or not a grievance does exist and if so their relevancy to the grievance:

1. Two most recent WWE/Function 4 Evaluations and Recommendations for USPS Centre Place Station of USPS Saint Cloud MN.

NOTE: Article 17, Section 3 requires the Employer to provide for review all documents, files, and other records necessary in processing a grievance. Article 31, Section 3 requires that the Employer make available for inspection by the Unions all relevant information necessary for collective bargaining or the enforcement, administration or interpretation of this Agreement. Under 8a(5) of the National Labor Relations Act, it is an Unfair Labor Practice for the Employer to fail to supply relevant information for the purpose of collective bargaining. Grievance processing is an extension of the collective bargaining process.

REQUEST APPROVED

REQUEST DENIED (GIVE REASON)

(date)

(signed)

Saint Cloud MN Area Local No. 647

American Postal Workers' Union, AFL-CIO

P.O. Box 333

Saint Cloud MN 56302-0333

Office: 1-320-202-5924/Work Floor: 1-320-534-4464

August 05, 2009

The Honorable Michelle Bachmann
U.S. Congress Minnesota 6th. Congressional District
107 Cannon House Office Building
Washington, DC 20515

and

The Honorable Michelle Bachmann
U.S. Congress Minnesota 6th. Congressional District
110 2nd Street S, Suite 232
Waite Park, MN 56387

Dear Representative Bachmann:

I am writing you to express our concern about the United States Postal Service's "Retail Consolidations" with in the Northland District, specifically Centre Place Station in Saint Cloud MN and the United States Post Office in Waite Park MN that are being reviewed for closure.

In the July 25, 2009, Saint Cloud Times, an article appeared (attached) that, at present singles out the United States Post Office located at 254 Second Avenue South in Waite Park, MN for possible closure. They imply that the Waite Park Post Office will be absorbed into the Centre Place Retail Station at 4170 Division St W in Saint Cloud MN and that this will save them "the money it spends leasing the storefront in Waite Park."

However, the savings in leasing the property would be minimal in comparison to the loss of revenue and good will of the community. The City of Waite Park will not only lose their Post Office, but an important business and social organ of their community and the good will of the community.

The Lease at Waite Park Post Office expires on April 30, 2009 and, for some period of time there has been no interest shown by the Postal Service to renew it. The rent with utilities included for FY 2008 was \$26,082.00 and they had over the counter revenue of \$933,660 coupled with \$4, 964, 588.00 from Permit and Commercial Revenue generated from the BMEAU at the Saint Cloud PDF. If one were to look at just the over the counter revenue minus the total operating expense, the Waite Park Post Office generated a profit to the Postal Service of 80.5% and if one added the Permit and Commercial Revenue – the profit to the USPS would be 96%.

Congresswoman Bachman

Page 2:

These are hardly figures to scoff at as the Waite Park Post Office more than pays for itself and generates a profit that most private business interests would be proud of, but not the United States Postal Service. Even with the “economic downturn.” The Waite Park Post Office is generating a 78% profit to the USPS in just retail revenue alone.

And the USPS wants to close it?

They say they plan to merge it with Centre Place Station, which is a Saint Cloud location and not Waite Park. Rent, including utilities, for Centre Place Station at 4170 Division St. W. was \$104,225.00 for FY 2009 and over the counter revenue of 1,500,039.00. The profit after operating expenses for FY 2008 at Centre Place Station was 78%! Even in the current “economic downturn” the profit to date for FY 2009 at Centre Place Station is at 77%.

Each unit is unique, Waite Park Post Office is the community identity and more than justifies its financial viability. Centre Place Station is a retail outlet and more than justifies its existence. The idea of moving the business of the Waite Park Post Office to Centre Place Station is more than absurd as Centre Place Station has limited parking and is not set up to handle the volume of business from Waite Park Post Office should the Postal Service be allowed to close it.

There is more to this than that and it is clear from their proposal that the Postal Service is not interested in providing a public service to communities like Waite Park MN – even at the extreme rate of profit that the citizens of Waite Park generate by using their Post Office.

Congressperson Bachmann, the process is well underway on the part of the United States Postal Service to close the Waite Park Post Office and we are in alliance with the citizens of Waite Park seek to enlist your support, as our Representative to the United States Congress, to stop the United States Postal Service from closing their Post Office and doing great damage to their community.

If you have any further questions and wish to contact me, I may be reached at the above telephone numbers and, also, by my cell phone at 1-320-420-0187 and by email at apwu647@clearwire.net and winston@cloudnet.com.

Respectfully,



Michael P. Kaehler, President
Saint Cloud MN Area Local No. 647
American Postal Workers Union, AFL-CIO

CC: Shaunna Johnson, City Administrator – City of Waite Park, MN

**United States Postal Service
Station/Branches Identified For Full Study**

Area	District	Station/Branch Name	City/State
Capital Metro	Baltimore	Eastpoint Mall	Baltimore MD
Capital Metro	Baltimore	Fells Point Station	Baltimore MD
Capital Metro	Baltimore	Franklin Station	Baltimore MD
Capital Metro	Baltimore	Mt. Washington Station	Baltimore MD
Capital Metro	Baltimore	Towson Towne Center	Baltimore MD
Capital Metro	Capital	Columbia Heights Finance	Washington DC
Capital Metro	Capital	Derwood	ROCKVILLE, MD
Capital Metro	Capital	Fort Davis	Washington DC
Capital Metro	Capital	Friendship Heights	BETHESDA MD
Capital Metro	Capital	Landover Hills	HYATTSVILLE, MD
Capital Metro	Capital	Ledroit Park	Washington DC
Capital Metro	Capital	Naval Research Laboratory	Washington DC
Capital Metro	Capital	Navy Annex	Washington DC
Capital Metro	Capital	Northeast	Washington DC
Capital Metro	Capital	Petworth	Washington DC
Capital Metro	Capital	Randle	Washington DC
Capital Metro	Capital	Silver Spring Center	SILVER SPRING, MD
Capital Metro	Capital	Woodridge	Washington DC
Capital Metro	GSC	Capital	COLUMBIA SC
Capital Metro	GSC	Edgewood	COLUMBIA SC
Capital Metro	GSC	Federal Station (Fin) Greenville	GREENVILLE SC
Capital Metro	GSC	Harbison	COLUMBIA SC
Capital Metro	GSC	Pinehaven	CHARLESTON SC
Capital Metro	GSC	Pinewood (Fin)	SPARTANBURG SC
Capital Metro	Mid Carolinas	ASH-Oteen Finance Station	ASHEVILLE NC
Capital Metro	Mid Carolinas	CLT-30th St	CHARLOTTE NC
Capital Metro	Mid Carolinas	CLT-Arrowood	CHARLOTTE NC
Capital Metro	Mid Carolinas	CLT-Derita	CHARLOTTE NC
Capital Metro	Mid Carolinas	CLT-Eastway Finance	CHARLOTTE NC
Capital Metro	Mid Carolinas	CLT-Freedom	CHARLOTTE NC
Capital Metro	Mid Carolinas	Fayetteville Haymont	FAYETTEVILLE NC
Capital Metro	Richmond	Bellevue	RICHMOND, VA
Capital Metro	Richmond	Buckroe Finance Unit	HAMPTON VA
Capital Metro	Richmond	Forest Hill Station	RICHMOND, VA
Capital Metro	Richmond	Fort Monroe (Mil Base) Hampton	HAMPTON VA
Capital Metro	Richmond	Fort Story (Mil Base) Va Beach	VIRGINIA BEACH VA
Capital Metro	Richmond	Fredericksburg Main Office	FREDERICKSBURG
Capital Metro	Richmond	Newport News Denigh	NEWPORT NEWS, VA
Capital Metro	Richmond	Norfolk Business Center	NORFOLK VA
Capital Metro	Richmond	Portlock - Cons	CHESAPEAKE VA
Capital Metro	Richmond	Ridge Branch	RICHMOND, VA
Capital Metro	Richmond	Saunders	RICHMOND, VA
Capital Metro	Richmond	Southside Station	RICHMOND, VA
Capital Metro	Richmond	West End - Cons	RICHMOND, VA
Capital Metro	Richmond	Witchduck Station	VIRGINIA BEACH VA
Eastern	Appalachian	Capitol Station - Charleston	CHARLESTON WVA
Eastern	Appalachian	Downtown Roanoke	ROANOKE, VA
Eastern	Appalachian	Grandin Road Station - Roanoke	ROANOKE, VA
Eastern	Appalachian	Hollins College Roanoke	ROANOKE, VA
Eastern	Appalachian	Marmet Station	CHARLESTON WVA
Eastern	Appalachian	Melrose Station - Roanoke	ROANOKE, VA
Eastern	Appalachian	Spring Hill Station	CHARLESTON WVA
Eastern	Appalachian	Station C - Charleston	CHARLESTON WVA
Eastern	Appalachian	Stonewall	CHARLESTON WVA
Eastern	Appalachian	Williamson Road - Roanoke	ROANOKE, VA
Eastern	Central PA	Hbg - Steelton Br	HARRISBURG PA
Eastern	Central PA	Reading - West Lawn Br	READING PA
Eastern	Central PA	Scranton - Dickson City	SCRANTON PA
Eastern	Central PA	Wilkes-Barre - Ashley	WILKES-BARRE PA

WESTERN	CO/WY	FTC-OLD TOWN STA	FORT COLLINS CO
WESTERN	CO/WY	PBL-BELMONT STA	PUEBLO CO
WESTERN	Dakotas	University Station	FARGO ND
WESTERN	Hawkeye	East 14th Retail- Des Moines	DES MOINES IA
WESTERN	Hawkeye	East Des Moines	DES MOINES IA
WESTERN	Hawkeye	Highland Park-Des Moines	DES MOINES IA
WESTERN	Mid-America	KCK-FAIRFAX	KANSAS CITY KS
WESTERN	Mid-America	KCK-INDIAN SPRINGS ST	KANSAS CITY KS
WESTERN	Mid-America	KCK-PACKER	KANSAS CITY KS
WESTERN	Mid-America	KCM-BOARDWALK	KANSAS CITY MO
WESTERN	Mid-America	KCM-CENTER SQUARE	KANSAS CITY MO
WESTERN	Mid-America	KCM-CENTROPOLIS	KANSAS CITY MO
WESTERN	Mid-America	KCM-CIVIC CENTER	KANSAS CITY MO
WESTERN	Mid-America	KCM-METRO MALL	KANSAS CITY MO
WESTERN	Mid-America	KCM-NORTHEAST	KANSAS CITY MO
WESTERN	Mid-America	KCM-SOUTHEAST STA	KANSAS CITY MO
WESTERN	Mid-America	KCM-WILLIAM CHICK	KANSAS CITY MO
WESTERN	Mid-America	SHA-MISSION	SHAWNEE MISSION KS
WESTERN	Mid-America	SHA-OVERLAND PARK BR	SHAWNEE MISSION KS
WESTERN	Mid-America	SHA-SHAWNEE BR	SHAWNEE MISSION KS
WESTERN	Nevada Sierra	Desert Inn Retail Unit	LAS VEGAS NV
WESTERN	Nevada Sierra	Las Garside	LAS VEGAS NV
WESTERN	Nevada Sierra	Las Huntridge	LAS VEGAS NV
WESTERN	Nevada Sierra	Las King Station	LAS VEGAS NV
WESTERN	Nevada Sierra	Las Strip Station	LAS VEGAS NV
WESTERN	Northland	DUL - WEST DULUTH STAT	DULUTH MN
WESTERN	Northland	MAN-NORTH MANKATO BR	MANKATO MN
WESTERN	Northland	MIN-BROOKLYN PARK BR	MINNEAPOLIS MN
WESTERN	Northland	MIN-BUTLER QUARTER ST	MINNEAPOLIS MN
WESTERN	Northland	MIN-COMMERCE STA	MINNEAPOLIS MN
WESTERN	Northland	MIN-CRYSTAL BR	MINNEAPOLIS MN
WESTERN	Northland	MIN-DIAMOND LAKE STA	MINNEAPOLIS MN
WESTERN	Northland	MIN-DINKY TOWN STA	MINNEAPOLIS MN
WESTERN	Northland	MIN-EDINA BR	MINNEAPOLIS MN
WESTERN	Northland	MIN-NOKOMIS STA	MINNEAPOLIS MN
WESTERN	Northland	MIN-PLYMOUTH BR	MINNEAPOLIS MN
WESTERN	Northland	MIN-RICHFIELD BR	MINNEAPOLIS MN
WESTERN	Northland	ROC-BEAR CREEK STA	ROCHESTER MN
WESTERN	Northland	ROC-CITY STA	ROCHESTER MN
WESTERN	Northland	STC-CENTRE PLACE STA	SAINT CLOUD MN
WESTERN	Northland	STC-WAITE PARK BR	SAINT CLOUD MN
WESTERN	Northland	STP-COMO STA	MINNEAPOLIS MN
WESTERN	Northland	STP-MENDOTA BR	SAINT PAUL MN
WESTERN	Northland	STP-MN TRANSFER STA	SAINT PAUL MN
WESTERN	Northland	STP-SEEGER SQUARE FST	SAINT PAUL MN
WESTERN	Northland	STP-TWIN CITIES AMF S	SAINT PAUL MN
WESTERN	Northland	STP-UPTOWN STA	SAINT PAUL MN
WESTERN	Portland OR	EUG-UNIVERSITY	EUGENE OR
WESTERN	Portland OR	POR-BROOKLYN	PORTLAND OR
WESTERN	Portland OR	POR-CENTRAL ST	PORTLAND OR
WESTERN	Portland OR	POR-SOLOMAN	PORTLAND OR
WESTERN	Portland OR	SAL-BROOKS	SALEM OR
WESTERN	Portland OR	SAL-OAK PARK	SALEM OR
WESTERN	Salt Lake City	Boise Airport Station	BOISE ID
WESTERN	Salt Lake City	Boise Collister Station	BOISE ID
WESTERN	Salt Lake City	Ogden Town Station	OGDEN UT
WESTERN	Salt Lake City	Pocatello Bannock	POCATELLO ID
WESTERN	Salt Lake City	SLC AMC	SALT LAKE CITY UT
WESTERN	Seattle	KEN-MIDWAY FSTA	KENT WA
WESTERN	Seattle	SEA-FEDERAL FSTA	SEATTLE WA
WESTERN	Seattle	SPO - TRENTWOOD BRANCH	SPOKANE WA
WESTERN	Seattle	TAC-M L KING JR STA	TACOMA WA
WESTERN	Seattle	TAC-SOUTH TACOMA	TACOMA WA



July 25, 2009

Officials could close Waite Park post office

By Lawrence Schumacher
lschumacher@stcloudtimes.com

WAITE PARK — The U.S. Postal Service is considering closing Waite Park's retail post office and consolidating its operations with one on the west side of St. Cloud.

The two post offices are among two dozen in Minnesota and 3,200 across the country that Postal Service officials have been reviewing for possible closure. The Postal Service expects a \$6 billion loss this year due to decreasing use of the mail.

It's likely that the Postal Service's Northland District, based in Minneapolis, will recommend closing the post office at 254 Second Ave. S, said Pete Nowacki, Northland District Postal Service spokesman.

"We're looking for opportunities where we may have facilities that are underutilized, where we've got spaces close to each other and there may be some overlap," he said.

The Waite Park post office would be absorbed into an existing Centre Place retail post office at 4170 Division St. W in St. Cloud, just south of Crossroads Center, Nowacki said.

No Postal Service employees would be laid off, and the Waite Park distribution center at 517-10th Ave. S would be unaffected, he said.

"We would reassign the Waite Park employees in accordance with our labor contracts," Nowacki said.

Northland Postal Service officials will be sending questionnaires to Waite Park customers and taking written comments on the proposal before making a recommendation to Postal Service officials in Washington, he said.

Closure of the Waite Park post office could take place 60 days after approval by Postal Service officials, he said.

The closure would allow the Postal Service to save the money it spends on leasing the storefront space for the Waite Park post office.

There is enough space in the Centre Place post office to accommodate any

customers who rent post office boxes at the Waite Park post office, Nowacki said.

The Postal Service has cut its work force by 25,000 employees this year, consolidated its 80 district offices down to 75 and postponed building projects to deal with decreasing revenues, he said.

The downtown St. Cloud post office at 915 Second St. N would be unaffected by the proposed changes.

Saint Cloud MN Area Local No. 647

American Postal Workers' Union, AFL-CIO

P.O. Box 333

Saint Cloud MN 56302-0333

Office: 1-320-202-5924/Work Floor: 1-320-534-4464

August 05, 2009

The Honorable Michelle Bachmann
U.S. Congress Minnesota 6th. Congressional District
107 Cannon House Office Building
Washington, DC 20515

and

The Honorable Michelle Bachmann
U.S. Congress Minnesota 6th. Congressional District
110 2nd Street S, Suite 232
Waite Park, MN 56387

Dear Representative Bachmann:

I am writing you to express our concern about the United States Postal Service's "Retail Consolidations" with in the Northland District, specifically Centre Place Station in Saint Cloud MN and the United States Post Office in Waite Park MN that are being reviewed for closure.

In the July 25, 2009, Saint Cloud Times, an article appeared (attached) that, at present singles out the United States Post Office located at 254 Second Avenue South in Waite Park, MN for possible closure. They imply that the Waite Park Post Office will be absorbed into the Centre Place Retail Station at 4170 Division St W in Saint Cloud MN and that this will save them "the money it spends leasing the storefront in Waite Park."

However, the savings in leasing the property would be minimal in comparison to the loss of revenue and good will of the community. The City of Waite Park will not only lose their Post Office, but an important business and social organ of their community and the good will of the community.

The Lease at Waite Park Post Office expires on April 30, 2009 and, for some period of time there has been no interest shown by the Postal Service to renew it. The rent with utilities included for FY 2008 was \$26,082.00 and they had over the counter revenue of \$933,660 coupled with \$4, 964, 588.00 from Permit and Commercial Revenue generated from the BMEAU at the Saint Cloud PDF. If one were to look at just the over the counter revenue minus the total operating expense, the Waite Park Post Office generated a profit to the Postal Service of 80.5% and if one added the Permit and Commercial Revenue – the profit to the USPS would be 96%.

Congresswoman Bachman

Page 2:

These are hardly figures to scoff at as the Waite Park Post Office more than pays for itself and generates a profit that most private business interests would be proud of, but not the United States Postal Service. Even with the “economic downturn.” The Waite Park Post Office is generating a 78% profit to the USPS in just retail revenue alone.

And the USPS wants to close it?

They say they plan to merge it with Centre Place Station, which is a Saint Cloud location and not Waite Park. Rent, including utilities, for Centre Place Station at 4170 Division St. W. was \$104,225.00 for FY 2009 and over the counter revenue of 1,500,039.00. The profit after operating expenses for FY 2008 at Centre Place Station was 78%! Even in the current “economic downturn” the profit to date for FY 2009 at Centre Place Station is at 77%.

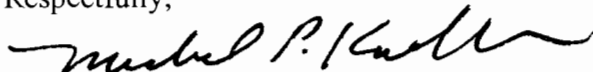
Each unit is unique, Waite Park Post Office is the community identity and more than justifies its financial viability. Centre Place Station is a retail outlet and more than justifies its existence. The idea of moving the business of the Waite Park Post Office to Centre Place Station is more than absurd as Centre Place Station has limited parking and is not set up to handle the volume of business from Waite Park Post Office should the Postal Service be allowed to close it.

There is more to this than that and it is clear from their proposal that the Postal Service is not interested in providing a public service to communities like Waite Park MN – even at the extreme rate of profit that the citizens of Waite Park generate by using their Post Office.

Congressperson Bachmann, the process is well underway on the part of the United States Postal Service to close the Waite Park Post Office and we are in alliance with the citizens of Waite Park seek to enlist your support, as our Representative to the United States Congress, to stop the United States Postal Service from closing their Post Office and doing great damage to their community.

If you have any further questions and wish to contact me, I may be reached at the above telephone numbers and, also, by my cell phone at 1-320-420-0187 and by email at apwu647@clearwire.net and winston@cloudnet.com.

Respectfully,



Michael P. Kaehler, President
Saint Cloud MN Area Local No. 647
American Postal Workers Union, AFL-CIO

CC: Shaunna Johnson, City Administrator – City of Waite Park, MN

**United States Postal Service
Station/Branches Identified For Full Study**

Area	District	Station/Branch Name	City/State
Capital Metro	Baltimore	Eastpoint Mail	Baltimore MD
Capital Metro	Baltimore	Fells Point Station	Baltimore MD
Capital Metro	Baltimore	Franklin Station	Baltimore MD
Capital Metro	Baltimore	Mt. Washington Station	Baltimore MD
Capital Metro	Baltimore	Towson Towne Center	Baltimore MD
Capital Metro	Capital	Columbia Heights Finance	Washington DC
Capital Metro	Capital	Derwood	ROCKVILLE, MD
Capital Metro	Capital	Fort Davis	Washington DC
Capital Metro	Capital	Friendship Heights	BETHESDA MD
Capital Metro	Capital	Landover Hills	HYATTSVILLE, MD
Capital Metro	Capital	Ledroit Park	Washington DC
Capital Metro	Capital	Naval Research Laboratory	Washington DC
Capital Metro	Capital	Navy Annex	Washington DC
Capital Metro	Capital	Northeast	Washington DC
Capital Metro	Capital	Petworth	Washington DC
Capital Metro	Capital	Randle	Washington DC
Capital Metro	Capital	Silver Spring Center	SILVER SPRING, MD
Capital Metro	Capital	Woodridge	Washington DC
Capital Metro	GSC	Capital	COLUMBIA SC
Capital Metro	GSC	Edgewood	COLUMBIA SC
Capital Metro	GSC	Federal Station (Fin) Greenville	GREENVILLE SC
Capital Metro	GSC	Harbison	COLUMBIA SC
Capital Metro	GSC	Pinehaven	CHARLESTON SC
Capital Metro	GSC	Pinewood (Fin)	SPARTANBURG SC
Capital Metro	Mid Carolinas	ASH-Oteen Finance Station	ASHEVILLE NC
Capital Metro	Mid Carolinas	CLT-30th St	CHARLOTTE NC
Capital Metro	Mid Carolinas	CLT-Arrowood	CHARLOTTE NC
Capital Metro	Mid Carolinas	CLT-Derita	CHARLOTTE NC
Capital Metro	Mid Carolinas	CLT-Eastway Finance	CHARLOTTE NC
Capital Metro	Mid Carolinas	CLT-Freedom	CHARLOTTE NC
Capital Metro	Mid Carolinas	Fayetteville Haymont	FAYETTEVILLE NC
Capital Metro	Richmond	Bellevue	RICHMOND, VA
Capital Metro	Richmond	Buckroe Finance Unit	HAMPTON VA
Capital Metro	Richmond	Forest Hill Station	RICHMOND, VA
Capital Metro	Richmond	Fort Monroe (Mil Base) Hampton	HAMPTON VA
Capital Metro	Richmond	Fort Story (Mil Base) Va Beach	VIRGINIA BEACH VA
Capital Metro	Richmond	Fredericksburg Main Office	FREDERICKSBURG
Capital Metro	Richmond	Newport News Denigh	NEWPORT NEWS, VA
Capital Metro	Richmond	Norfolk Business Center	NORFOLK VA
Capital Metro	Richmond	Portlock - Cons	CHESAPEAKE VA
Capital Metro	Richmond	Ridge Branch	RICHMOND, VA
Capital Metro	Richmond	Saunders	RICHMOND, VA
Capital Metro	Richmond	Southside Station	RICHMOND, VA
Capital Metro	Richmond	West End - Cons	RICHMOND, VA
Capital Metro	Richmond	Witchduck Station	VIRGINIA BEACH VA
Eastern	Appalachian	Capitol Station - Charleston	CHARLESTON WVA
Eastern	Appalachian	Downtown Roanoke	ROANOKE, VA
Eastern	Appalachian	Grandin Road Station - Roanoke	ROANOKE, VA
Eastern	Appalachian	Hollins College Roanoke	ROANOKE, VA
Eastern	Appalachian	Marmet Station	CHARLESTON WVA
Eastern	Appalachian	Melrose Station - Roanoke	ROANOKE, VA
Eastern	Appalachian	Spring Hill Station	CHARLESTON WVA
Eastern	Appalachian	Station C - Charleston	CHARLESTON WVA
Eastern	Appalachian	Stonewall	CHARLESTON WVA
Eastern	Appalachian	Williamson Road - Roanoke	ROANOKE, VA
Eastern	Central PA	Hbg - Steelton Br	HARRISBURG PA
Eastern	Central PA	Reading - West Lawn Br	READING PA
Eastern	Central PA	Scranton - Dickson City	SCRANTON PA
Eastern	Central PA	Wilkes-Barre - Ashley	WILKES-BARRE PA

WESTERN	CO/WY	FTC-OLD TOWN STA	FORT COLLINS CO
WESTERN	CO/WY	PBL-BELMONT STA	PUEBLO CO
WESTERN	Dakotas	University Station	FARGO ND
WESTERN	Hawkeye	East 14th Retail- Des Moines	DES MOINES IA
WESTERN	Hawkeye	East Des Moines	DES MOINES IA
WESTERN	Hawkeye	Highland Park-Des Moines	DES MOINES IA
WESTERN	Mid-America	KCK-FAIRFAX	KANSAS CITY KS
WESTERN	Mid-America	KCK-INDIAN SPRINGS ST	KANSAS CITY KS
WESTERN	Mid-America	KCK-PACKER	KANSAS CITY KS
WESTERN	Mid-America	KCM-BOARDWALK	KANSAS CITY MO
WESTERN	Mid-America	KCM-CENTER SQUARE	KANSAS CITY MO
WESTERN	Mid-America	KCM-CENTROPOLIS	KANSAS CITY MO
WESTERN	Mid-America	KCM-CIVIC CENTER	KANSAS CITY MO
WESTERN	Mid-America	KCM-METRO MALL	KANSAS CITY MO
WESTERN	Mid-America	KCM-NORTHEAST	KANSAS CITY MO
WESTERN	Mid-America	KCM-SOUTHEAST STA	KANSAS CITY MO
WESTERN	Mid-America	KCM-WILLIAM CHICK	KANSAS CITY MO
WESTERN	Mid-America	SHA-MISSION	SHAWNEE MISSION KS
WESTERN	Mid-America	SHA-OVERLAND PARK BR	SHAWNEE MISSION KS
WESTERN	Mid-America	SHA-SHAWNEE BR	SHAWNEE MISSION KS
WESTERN	Nevada Sierra	Desert Inn Retail Unit	LAS VEGAS NV
WESTERN	Nevada Sierra	Las Garside	LAS VEGAS NV
WESTERN	Nevada Sierra	Las Huntridge	LAS VEGAS NV
WESTERN	Nevada Sierra	Las King Station	LAS VEGAS NV
WESTERN	Nevada Sierra	Las Strip Station	LAS VEGAS NV
WESTERN	Northland	DUL - WEST DULUTH STAT	DULUTH MN
WESTERN	Northland	MAN-NORTH MANKATO BR	MANKATO MN
WESTERN	Northland	MIN-BROOKLYN PARK BR	MINNEAPOLIS MN
WESTERN	Northland	MIN-BUTLER QUARTER ST	MINNEAPOLIS MN
WESTERN	Northland	MIN-COMMERCE STA	MINNEAPOLIS MN
WESTERN	Northland	MIN-CRYSTAL BR	MINNEAPOLIS MN
WESTERN	Northland	MIN-DIAMOND LAKE STA	MINNEAPOLIS MN
WESTERN	Northland	MIN-DINKY TOWN STA	MINNEAPOLIS MN
WESTERN	Northland	MIN-EDINA BR	MINNEAPOLIS MN
WESTERN	Northland	MIN-NOKOMIS STA	MINNEAPOLIS MN
WESTERN	Northland	MIN-PLYMOUTH BR	MINNEAPOLIS MN
WESTERN	Northland	MIN-RICHFIELD BR	MINNEAPOLIS MN
WESTERN	Northland	ROC-BEAR CREEK STA	ROCHESTER MN
WESTERN	Northland	ROC-CITY STA	ROCHESTER MN
WESTERN	Northland	STC-CENTRE PLACE STA	SAINT CLOUD MN
WESTERN	Northland	STC-WAITE PARK BR	SAINT CLOUD MN
WESTERN	Northland	STP-COMO STA	MINNEAPOLIS MN
WESTERN	Northland	STP-MENDOTA BR	SAINT PAUL MN
WESTERN	Northland	STP-MN TRANSFER STA	SAINT PAUL MN
WESTERN	Northland	STP-SEEGER SQUARE FST	SAINT PAUL MN
WESTERN	Northland	STP-TWIN CITIES AMF S	SAINT PAUL MN
WESTERN	Northland	STP-UPTOWN STA	SAINT PAUL MN
WESTERN	Portland OR	EUG-UNIVERSITY	EUGENE OR
WESTERN	Portland OR	POR-BROOKLYN	PORTLAND OR
WESTERN	Portland OR	POR-CENTRAL ST	PORTLAND OR
WESTERN	Portland OR	POR-SOLOMAN	PORTLAND OR
WESTERN	Portland OR	SAL-BROOKS	SALEM OR
WESTERN	Portland OR	SAL-OAK PARK	SALEM OR
WESTERN	Salt Lake City	Boise Airport Station	BOISE ID
WESTERN	Salt Lake City	Boise Collister Station	BOISE ID
WESTERN	Salt Lake City	Ogden Town Station	OGDEN UT
WESTERN	Salt Lake City	Pocatello Bannock	POCATELLO ID
WESTERN	Salt Lake City	SLC AMC	SALT LAKE CITY UT
WESTERN	Seattle	KEN-MIDWAY FSTA	KENT WA
WESTERN	Seattle	SEA-FEDERAL FSTA	SEATTLE WA
WESTERN	Seattle	SPO - TRENTWOOD BRANCH	SPOKANE WA
WESTERN	Seattle	TAC-M L KING JR STA	TACOMA WA
WESTERN	Seattle	TAC-SOUTH TACOMA	TACOMA WA



July 25, 2009

Officials could close Waite Park post office

By Lawrence Schumacher
lschumacher@stcloudtimes.com

WAITE PARK — The U.S. Postal Service is considering closing Waite Park's retail post office and consolidating its operations with one on the west side of St. Cloud.

The two post offices are among two dozen in Minnesota and 3,200 across the country that Postal Service officials have been reviewing for possible closure. The Postal Service expects a \$6 billion loss this year due to decreasing use of the mail.

It's likely that the Postal Service's Northland District, based in Minneapolis, will recommend closing the post office at 254 Second Ave. S, said Pete Nowacki, Northland District Postal Service spokesman.

"We're looking for opportunities where we may have facilities that are underutilized, where we've got spaces close to each other and there may be some overlap," he said.

The Waite Park post office would be absorbed into an existing Centre Place retail post office at 4170 Division St. W in St. Cloud, just south of Crossroads Center, Nowacki said.

No Postal Service employees would be laid off, and the Waite Park distribution center at 517-10th Ave. S would be unaffected, he said.

"We would reassign the Waite Park employees in accordance with our labor contracts," Nowacki said.

Northland Postal Service officials will be sending questionnaires to Waite Park customers and taking written comments on the proposal before making a recommendation to Postal Service officials in Washington, he said.

Closure of the Waite Park post office could take place 60 days after approval by Postal Service officials, he said.

The closure would allow the Postal Service to save the money it spends on leasing the storefront space for the Waite Park post office.

There is enough space in the Centre Place post office to accommodate any

customers who rent post office boxes at the Waite Park post office, Nowacki said.

The Postal Service has cut its work force by 25,000 employees this year, consolidated its 80 district offices down to 75 and postponed building projects to deal with decreasing revenues, he said.

The downtown St. Cloud post office at 915 Second St. N would be unaffected by the proposed changes.

Saint Cloud MN Area Local No. 647

American Postal Workers' Union, AFL-CIO

P.O. Box 333

Saint Cloud MN 56302-0333

Office: 1-320-202-5924/Work Floor: 1-320-534-4464

August 05, 2009

The Honorable Al Franken
United States Senate
320 Hart Senate Office Building
Washington, D.C. 20510-2304

Dear Senator Franken:

I am writing you to express our concern about the United States Postal Service's "Retail Consolidations" with in the Northland District, specifically Centre Place Station in Saint Cloud MN and the United States Post Office in Waite Park MN that are being reviewed for closure.

In the July 25, 2009, Saint Cloud Times, an article appeared (attached) that, at present singles out the United States Post Office located at 254 Second Avenue South in Waite Park, MN for possible closure. They imply that the Waite Park Post Office will be absorbed into the Centre Place Retail Station at 4170 Division St W in Saint Cloud MN and that this will save them "the money it spends leasing the storefront in Waite Park."

However, the savings in leasing the property would be minimal in comparison to the loss of revenue and good will of the community. The City of Waite Park will not only lose their Post Office, but an important business and social organ of their community and the good will of the community.

The Lease at Waite Park Post Office expires on April 30, 2009 and, for some period of time there has been no interest shown by the Postal Service to renew it. The rent with utilities included for FY 2008 was \$26,082.00 and they had over the counter revenue of \$933,660 coupled with \$4, 964,588.00 from Permit and Commercial Revenue generated from the BMEAU at the Saint Cloud PDF. If one were to look at just the over the counter revenue minus the total operating expense, the Waite Park Post Office generated a profit to the Postal Service of 80.5% and if one added the Permit and Commercial Revenue – the profit to the USPS would be 96%.

These are hardly figures to scoff at as the Waite Park Post Office more than pays for itself and generates a profit that most private business interests would be proud of, but not the United States Postal Service. Even with the "economic downturn." The Waite Park Post Office is generating a 78% profit to the USPS in just retail revenue alone.

And the USPS wants to close it?

Senator Franken

Page 2:

They say they plan to merge it with Centre Place Station, which is a Saint Cloud location and not Waite Park. Rent, including utilities, for Centre Place Station at 4170 Division St. W. was \$104,225.00 for FY 2009 and over the counter revenue of 1,500,039.00. The profit after operating expenses for FY 2008 at Centre Place Station was 78%! Even in the current "economic downturn" the profit to date for FY 2009 at Centre Place Station is at 77%.

Each unit is unique, Waite Park Post Office is the community identity and more than justifies its financial viability. Centre Place Station is a retail outlet and more than justifies its existence. The idea of moving the business of the Waite Park Post Office to Centre Place Station is more than absurd as Centre Place Station has limited parking and is not set up to handle the volume of business from Waite Park Post Office should the Postal Service be allowed to close it.

There is more to this than that and it is clear from their proposal that the Postal Service is not interested in providing a public service to communities like Waite Park MN – even at the extreme rate of profit that the citizens of Waite Park generate by using their Post Office.

Senator Franken, the process is well underway on the part of the United States Postal Service to close the Waite Park Post Office and we are in alliance with the citizens of Waite Park seek to enlist your support, as our United States Senator, to stop the United States Postal Service from closing their Post Office and doing great damage to their community.

If you have any further questions and wish to contact me, I may be reached at the above telephone numbers and, also, by my cell phone at 1-320-420-0187 and by email at apwu647@clearwire.net and winston@cloudnet.com.

Respectfully,



Michael P. Kaehler, President
Saint Cloud MN Area Local No. 647
American Postal Workers Union, AFL-CIO

CC: Shaunna Johnson, City Administrator – City of Waite Park, MN

**United States Postal Service
Station/Branches Identified For Full Study**

Area	District	Station/Branch Name	City/State
Capital Metro	Baltimore	Eastpoint Mail	Baltimore MD
Capital Metro	Baltimore	Fells Point Station	Baltimore MD
Capital Metro	Baltimore	Franklin Station	Baltimore MD
Capital Metro	Baltimore	Mt. Washington Station	Baltimore MD
Capital Metro	Baltimore	Towson Towne Center	Baltimore MD
Capital Metro	Capital	Columbia Heights Finance	Washington DC
Capital Metro	Capital	Derwood	ROCKVILLE, MD
Capital Metro	Capital	Fort Davis	Washington DC
Capital Metro	Capital	Friendship Heights	BETHESDA MD
Capital Metro	Capital	Landover Hills	HYATTSVILLE, MD
Capital Metro	Capital	Ledroit Park	Washington DC
Capital Metro	Capital	Naval Research Laboratory	Washington DC
Capital Metro	Capital	Navy Annex	Washington DC
Capital Metro	Capital	Northeast	Washington DC
Capital Metro	Capital	Petworth	Washington DC
Capital Metro	Capital	Randle	Washington DC
Capital Metro	Capital	Silver Spring Center	SILVER SPRING, MD
Capital Metro	Capital	Woodridge	Washington DC
Capital Metro	GSC	Capital	COLUMBIA SC
Capital Metro	GSC	Edgewood	COLUMBIA SC
Capital Metro	GSC	Federal Station (Fin) Greenville	GREENVILLE SC
Capital Metro	GSC	Harbison	COLUMBIA SC
Capital Metro	GSC	Pinehaven	CHARLESTON SC
Capital Metro	GSC	Pinewood (Fin)	SPARTANBURG SC
Capital Metro	Mid Carolinas	ASH-Oteen Finance Station	ASHEVILLE NC
Capital Metro	Mid Carolinas	CLT-30th St	CHARLOTTE NC
Capital Metro	Mid Carolinas	CLT-Arrowood	CHARLOTTE NC
Capital Metro	Mid Carolinas	CLT-Derita	CHARLOTTE NC
Capital Metro	Mid Carolinas	CLT-Eastway Finance	CHARLOTTE NC
Capital Metro	Mid Carolinas	CLT-Freedom	CHARLOTTE NC
Capital Metro	Mid Carolinas	Fayetteville Haymont	FAYETTEVILLE NC
Capital Metro	Richmond	Bellevue	RICHMOND, VA
Capital Metro	Richmond	Buckroe Finance Unit	HAMPTON VA
Capital Metro	Richmond	Forest Hill Station	RICHMOND, VA
Capital Metro	Richmond	Fort Monroe (Mil Base) Hampton	HAMPTON VA
Capital Metro	Richmond	Fort Story (Mil Base) Va Beach	VIRGINIA BEACH VA
Capital Metro	Richmond	Fredericksburg Main Office	FREDERICKSBURG
Capital Metro	Richmond	Newport News Denigh	NEWPORT NEWS, VA
Capital Metro	Richmond	Norfolk Business Center	NORFOLK VA
Capital Metro	Richmond	Portlock - Cons	CHESAPEAKE VA
Capital Metro	Richmond	Ridge Branch	RICHMOND, VA
Capital Metro	Richmond	Saunders	RICHMOND, VA
Capital Metro	Richmond	Southside Station	RICHMOND, VA
Capital Metro	Richmond	West End - Cons	RICHMOND, VA
Capital Metro	Richmond	Witchduck Station	VIRGINIA BEACH VA
Eastern	Appalachian	Capitol Station - Charleston	CHARLESTON WVA
Eastern	Appalachian	Downtown Roanoke	ROANOKE, VA
Eastern	Appalachian	Grandin Road Station - Roanoke	ROANOKE, VA
Eastern	Appalachian	Hollins College Roanoke	ROANOKE, VA
Eastern	Appalachian	Marmet Station	CHARLESTON WVA
Eastern	Appalachian	Melrose Station - Roanoke	ROANOKE, VA
Eastern	Appalachian	Spring Hill Station	CHARLESTON WVA
Eastern	Appalachian	Station C - Charleston	CHARLESTON WVA
Eastern	Appalachian	Stonewall	CHARLESTON WVA
Eastern	Appalachian	Williamson Road - Roanoke	ROANOKE, VA
Eastern	Central PA	Hbg - Steelton Br	HARRISBURG PA
Eastern	Central PA	Reading - West Lawn Br	READING PA
Eastern	Central PA	Scranton - Dickson City	SCRANTON PA
Eastern	Central PA	Wilkes-Barre - Ashley	WILKES-BARRE PA

WESTERN	CO/WY	FTC-OLD TOWN STA	FORT COLLINS CO
WESTERN	CO/WY	PBL-BELMONT STA	PUEBLO CO
WESTERN	Dakotas	University Station	FARGO ND
WESTERN	Hawkeye	East 14th Retail- Des Moines	DES MOINES IA
WESTERN	Hawkeye	East Des Moines	DES MOINES IA
WESTERN	Hawkeye	Highland Park-Des Moines	DES MOINES IA
WESTERN	Mid-America	KCK-FAIRFAX	KANSAS CITY KS
WESTERN	Mid-America	KCK-INDIAN SPRINGS ST	KANSAS CITY KS
WESTERN	Mid-America	KCK-PACKER	KANSAS CITY KS
WESTERN	Mid-America	KCM-BOARDWALK	KANSAS CITY MO
WESTERN	Mid-America	KCM-CENTER SQUARE	KANSAS CITY MO
WESTERN	Mid-America	KCM-CENTROPOLIS	KANSAS CITY MO
WESTERN	Mid-America	KCM-CIVIC CENTER	KANSAS CITY MO
WESTERN	Mid-America	KCM-METRO MALL	KANSAS CITY MO
WESTERN	Mid-America	KCM-NORTHEAST	KANSAS CITY MO
WESTERN	Mid-America	KCM-SOUTHEAST STA	KANSAS CITY MO
WESTERN	Mid-America	KCM-WILLIAM CHICK	KANSAS CITY MO
WESTERN	Mid-America	SHA-MISSION	SHAWNEE MISSION KS
WESTERN	Mid-America	SHA-OVERLAND PARK BR	SHAWNEE MISSION KS
WESTERN	Mid-America	SHA-SHAWNEE BR	SHAWNEE MISSION KS
WESTERN	Nevada Sierra	Desert Inn Retail Unit	LAS VEGAS NV
WESTERN	Nevada Sierra	Las Garside	LAS VEGAS NV
WESTERN	Nevada Sierra	Las Huntridge	LAS VEGAS NV
WESTERN	Nevada Sierra	Las King Station	LAS VEGAS NV
WESTERN	Nevada Sierra	Las Strip Station	LAS VEGAS NV
WESTERN	Northland	DUL - WEST DULUTH STAT	DULUTH MN
WESTERN	Northland	MAN-NORTH MANKATO BR	MANKATO MN
WESTERN	Northland	MIN-BROOKLYN PARK BR	MINNEAPOLIS MN
WESTERN	Northland	MIN-BUTLER QUARTER ST	MINNEAPOLIS MN
WESTERN	Northland	MIN-COMMERCE STA	MINNEAPOLIS MN
WESTERN	Northland	MIN-CRYSTAL BR	MINNEAPOLIS MN
WESTERN	Northland	MIN-DIAMOND LAKE STA	MINNEAPOLIS MN
WESTERN	Northland	MIN-DINKY TOWN STA	MINNEAPOLIS MN
WESTERN	Northland	MIN-EDINA BR	MINNEAPOLIS MN
WESTERN	Northland	MIN-NOKOMIS STA	MINNEAPOLIS MN
WESTERN	Northland	MIN-PLYMOUTH BR	MINNEAPOLIS MN
WESTERN	Northland	MIN-RICHFIELD BR	MINNEAPOLIS MN
WESTERN	Northland	ROC-BEAR CREEK STA	ROCHESTER MN
WESTERN	Northland	ROC-CITY STA	ROCHESTER MN
WESTERN	Northland	STC-CENTRE PLACE STA	SAINT CLOUD MN
WESTERN	Northland	STC-WAITE PARK BR	SAINT CLOUD MN
WESTERN	Northland	STP-COMO STA	MINNEAPOLIS MN
WESTERN	Northland	STP-MENDOTA BR	SAINT PAUL MN
WESTERN	Northland	STP-MN TRANSFER STA	SAINT PAUL MN
WESTERN	Northland	STP-SEEGER SQUARE FST	SAINT PAUL MN
WESTERN	Northland	STP-TWIN CITIES AMF S	SAINT PAUL MN
WESTERN	Northland	STP-UPTOWN STA	SAINT PAUL MN
WESTERN	Portland OR	EUG-UNIVERSITY	EUGENE OR
WESTERN	Portland OR	POR-BROOKLYN	PORTLAND OR
WESTERN	Portland OR	POR-CENTRAL ST	PORTLAND OR
WESTERN	Portland OR	POR-SOLOMAN	PORTLAND OR
WESTERN	Portland OR	SAL-BROOKS	SALEM OR
WESTERN	Portland OR	SAL-OAK PARK	SALEM OR
WESTERN	Salt Lake City	Boise Airport Station	BOISE ID
WESTERN	Salt Lake City	Boise Collister Station	BOISE ID
WESTERN	Salt Lake City	Ogden Town Station	OGDEN UT
WESTERN	Salt Lake City	Pocatello Bannock	POCATELLO ID
WESTERN	Salt Lake City	SLC AMC	SALT LAKE CITY UT
WESTERN	Seattle	KEN-MIDWAY FSTA	KENT WA
WESTERN	Seattle	SEA-FEDERAL FSTA	SEATTLE WA
WESTERN	Seattle	SPO - TRENTWOOD BRANCH	SPOKANE WA
WESTERN	Seattle	TAC-M L KING JR STA	TACOMA WA
WESTERN	Seattle	TAC-SOUTH TACOMA	TACOMA WA



July 25, 2009

Officials could close Waite Park post office

By Lawrence Schumacher
lschumacher@stcloudtimes.com

WAITE PARK — The U.S. Postal Service is considering closing Waite Park's retail post office and consolidating its operations with one on the west side of St. Cloud.

The two post offices are among two dozen in Minnesota and 3,200 across the country that Postal Service officials have been reviewing for possible closure. The Postal Service expects a \$6 billion loss this year due to decreasing use of the mail.

It's likely that the Postal Service's Northland District, based in Minneapolis, will recommend closing the post office at 254 Second Ave. S, said Pete Nowacki, Northland District Postal Service spokesman.

"We're looking for opportunities where we may have facilities that are underutilized, where we've got spaces close to each other and there may be some overlap," he said.

The Waite Park post office would be absorbed into an existing Centre Place retail post office at 4170 Division St. W in St. Cloud, just south of Crossroads Center, Nowacki said.

No Postal Service employees would be laid off, and the Waite Park distribution center at 517-10th Ave. S would be unaffected, he said.

"We would reassign the Waite Park employees in accordance with our labor contracts," Nowacki said.

Northland Postal Service officials will be sending questionnaires to Waite Park customers and taking written comments on the proposal before making a recommendation to Postal Service officials in Washington, he said.

Closure of the Waite Park post office could take place 60 days after approval by Postal Service officials, he said.

The closure would allow the Postal Service to save the money it spends on leasing the storefront space for the Waite Park post office.

There is enough space in the Centre Place post office to accommodate any

customers who rent post office boxes at the Waite Park post office, Nowacki said.

The Postal Service has cut its work force by 25,000 employees this year, consolidated its 80 district offices down to 75 and postponed building projects to deal with decreasing revenues, he said.

The downtown St. Cloud post office at 915 Second St. N would be unaffected by the proposed changes.

Saint Cloud MN Area Local No. 647

American Postal Workers' Union, AFL-CIO

P.O. Box 333

Saint Cloud MN 56302-0333

Office: 1-320-202-5924/Work Floor: 1-320-534-4464

August 05, 2009

The Honorable Amy Klobuchar
United States Senate
302 Hart Senate Office Building
Washington, D.C. 20510-2303

and

The Honorable Amy Klobuchar
United States Senate
1200 Washington Avenue South, Suite 250
Minneapolis, MN 55415

Dear Senator Klobuchar:

I am writing you to express our concern about the United States Postal Service's "Retail Consolidations" within the Northland District, specifically Centre Place Station in Saint Cloud MN and the United States Post Office in Waite Park MN that are being reviewed for closure.

In the July 25, 2009, Saint Cloud Times, an article appeared (attached) that, at present singles out the United States Post Office located at 254 Second Avenue South in Waite Park, MN for possible closure. They imply that the Waite Park Post Office will be absorbed into the Centre Place Retail Station at 4170 Division St W in Saint Cloud MN and that this will save them "the money it spends leasing the storefront in Waite Park."

However, the savings in leasing the property would be minimal in comparison to the loss of revenue and good will of the community. The City of Waite Park will not only lose their Post Office, but an important business and social organ of their community and the good will of the community.

The Lease at Waite Park Post Office expires on April 30, 2009 and, for some period of time there has been no interest shown by the Postal Service to renew it. The rent with utilities included for FY 2008 was \$26,082.00 and they had over the counter revenue of \$933,660 coupled with \$4,964,588.00 from Permit and Commercial Revenue generated from the BMEAU at the Saint Cloud PDF. If one were to look at just the over the counter revenue minus the total operating expense, the Waite Park Post Office generated a profit to the Postal Service of 80.5% and if one added the Permit and Commercial Revenue – the profit to the USPS would be 96%.

Senator Klobuchar

Page 2:

These are hardly figures to scoff at as the Waite Park Post Office more than pays for itself and generates a profit that most private business interests would be proud of, but not the United States Postal Service. Even with the “economic downturn.” The Waite Park Post Office is generating a 78% profit to the USPS in just retail revenue alone.

And the USPS wants to close it?

They say they plan to merge it with Centre Place Station, which is a Saint Cloud location and not Waite Park. Rent, including utilities, for Centre Place Station at 4170 Division St. W. was \$104,225.00 for FY 2009 and over the counter revenue of 1,500,039.00. The profit after operating expenses for FY 2008 at Centre Place Station was 78%! Even in the current “economic downturn” the profit to date for FY 2009 at Centre Place Station is at 77%.

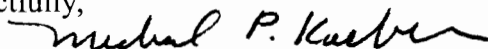
Each unit is unique, Waite Park Post Office is the community identity and more than justifies its financial viability. Centre Place Station is a retail outlet and more than justifies its existence. The idea of moving the business of the Waite Park Post Office to Centre Place Station is more than absurd as Centre Place Station has limited parking and is not set up to handle the volume of business from Waite Park Post Office should the Postal Service be allowed to close it.

There is more to this than that and it is clear from their proposal that the Postal Service is not interested in providing a public service to communities like Waite Park MN – even at the extreme rate of profit that the citizens of Waite Park generate by using their Post Office.

Senator Klobuchar, the process is well underway on the part of the United States Postal Service to close the Waite Park Post Office and we are in alliance with the citizens of Waite Park seek to enlist your support, as our United States Senator, to stop the United States Postal Service from closing their Post Office and doing great damage to their community.

If you have any further questions and wish to contact me, I may be reached at the above telephone numbers and, also, by my cell phone at 1-320-420-0187 and by email at apwu647@clearwire.net and winston@cloudnet.com.

Respectfully,



Michael P. Kaehler, President
Saint Cloud MN Area Local No. 647
American Postal Workers Union, AFL-CIO

CC: Shaunna Johnson, City Administrator – City of Waite Park, MN

**United States Postal Service
Station/Branches Identified For Full Study**

Area	District	Station/Branch Name	City/State
Capital Metro	Baltimore	Eastpoint Mall	Baltimore MD
Capital Metro	Baltimore	Fells Point Station	Baltimore MD
Capital Metro	Baltimore	Franklin Station	Baltimore MD
Capital Metro	Baltimore	Mt. Washington Station	Baltimore MD
Capital Metro	Baltimore	Towson Towne Center	Baltimore MD
Capital Metro	Capital	Columbia Heights Finance	Washington DC
Capital Metro	Capital	Derwood	ROCKVILLE, MD
Capital Metro	Capital	Fort Davis	Washington DC
Capital Metro	Capital	Friendship Heights	BETHESDA MD
Capital Metro	Capital	Landover Hills	HYATTSVILLE, MD
Capital Metro	Capital	Ledroit Park	Washington DC
Capital Metro	Capital	Naval Research Laboratory	Washington DC
Capital Metro	Capital	Navy Annex	Washington DC
Capital Metro	Capital	Northeast	Washington DC
Capital Metro	Capital	Petworth	Washington DC
Capital Metro	Capital	Randle	Washington DC
Capital Metro	Capital	Silver Spring Center	SILVER SPRING, MD
Capital Metro	Capital	Woodridge	Washington DC
Capital Metro	GSC	Capital	COLUMBIA SC
Capital Metro	GSC	Edgewood	COLUMBIA SC
Capital Metro	GSC	Federal Station (Fin) Greenville	GREENVILLE SC
Capital Metro	GSC	Harbison	COLUMBIA SC
Capital Metro	GSC	Pinehaven	CHARLESTON SC
Capital Metro	GSC	Pinewood (Fin)	SPARTANBURG SC
Capital Metro	Mid Carolinas	ASH-Oteen Finance Station	ASHEVILLE NC
Capital Metro	Mid Carolinas	CLT-30th St	CHARLOTTE NC
Capital Metro	Mid Carolinas	CLT-Arrowood	CHARLOTTE NC
Capital Metro	Mid Carolinas	CLT-Derita	CHARLOTTE NC
Capital Metro	Mid Carolinas	CLT-Eastway Finance	CHARLOTTE NC
Capital Metro	Mid Carolinas	CLT-Freedom	CHARLOTTE NC
Capital Metro	Mid Carolinas	Fayetteville Haymont	FAYETTEVILLE NC
Capital Metro	Richmond	Bellevue	RICHMOND, VA
Capital Metro	Richmond	Buckroe Finance Unit	HAMPTON VA
Capital Metro	Richmond	Forest Hill Station	RICHMOND, VA
Capital Metro	Richmond	Fort Monroe (Mil Base) Hampton	HAMPTON VA
Capital Metro	Richmond	Fort Story (Mil Base) Va Beach	VIRGINIA BEACH VA
Capital Metro	Richmond	Fredericksburg Main Office	FREDERICKSBURG
Capital Metro	Richmond	Newport News Denigh	NEWPORT NEWS, VA
Capital Metro	Richmond	Norfolk Business Center	NORFOLK VA
Capital Metro	Richmond	Portlock - Cons	CHESAPEAKE VA
Capital Metro	Richmond	Ridge Branch	RICHMOND, VA
Capital Metro	Richmond	Saunders	RICHMOND, VA
Capital Metro	Richmond	Southside Station	RICHMOND, VA
Capital Metro	Richmond	West End - Cons	RICHMOND, VA
Capital Metro	Richmond	Witchduck Station	VIRGINIA BEACH VA
Eastern	Appalachian	Capitol Station - Charleston	CHARLESTON WVA
Eastern	Appalachian	Downtown Roanoke	ROANOKE, VA
Eastern	Appalachian	Grandin Road Station - Roanoke	ROANOKE, VA
Eastern	Appalachian	Hollins College Roanoke	ROANOKE, VA
Eastern	Appalachian	Marmet Station	CHARLESTON WVA
Eastern	Appalachian	Melrose Station - Roanoke	ROANOKE, VA
Eastern	Appalachian	Spring Hill Station	CHARLESTON WVA
Eastern	Appalachian	Station C - Charleston	CHARLESTON WVA
Eastern	Appalachian	Stonewall	CHARLESTON WVA
Eastern	Appalachian	Williamson Road - Roanoke	ROANOKE, VA
Eastern	Central PA	Hbg - Steelton Br	HARRISBURG PA
Eastern	Central PA	Reading - West Lawn Br	READING PA
Eastern	Central PA	Scranton - Dickson City	SCRANTON PA
Eastern	Central PA	Wilkes-Barre - Ashley	WILKES-BARRE PA

WESTERN	COWY	FTC-OLD TOWN STA	FORT COLLINS CO
WESTERN	CO/WY	PBL-BELMONT STA	PUEBLO CO
WESTERN	Dakotas	University Station	FARGO ND
WESTERN	Hawkeye	East 14th Retail- Des Moines	DES MOINES IA
WESTERN	Hawkeye	East Des Moines	DES MOINES IA
WESTERN	Hawkeye	Highland Park-Des Moines	DES MOINES IA
WESTERN	Mid-America	KCK-FAIRFAX	KANSAS CITY KS
WESTERN	Mid-America	KCK-INDIAN SPRINGS ST	KANSAS CITY KS
WESTERN	Mid-America	KCK-PACKER	KANSAS CITY KS
WESTERN	Mid-America	KCM-BOARDWALK	KANSAS CITY MO
WESTERN	Mid-America	KCM-CENTER SQUARE	KANSAS CITY MO
WESTERN	Mid-America	KCM-CENTROPOLIS	KANSAS CITY MO
WESTERN	Mid-America	KCM-CIVIC CENTER	KANSAS CITY MO
WESTERN	Mid-America	KCM-METRO MALL	KANSAS CITY MO
WESTERN	Mid-America	KCM-NORTHEAST	KANSAS CITY MO
WESTERN	Mid-America	KCM-SOUTHEAST STA	KANSAS CITY MO
WESTERN	Mid-America	KCM-WILLIAM CHICK	KANSAS CITY MO
WESTERN	Mid-America	SHA-MISSION	SHAWNEE MISSION KS
WESTERN	Mid-America	SHA-OVERLAND PARK BR	SHAWNEE MISSION KS
WESTERN	Mid-America	SHA-SHAWNEE BR	SHAWNEE MISSION KS
WESTERN	Nevada Sierra	Desert Inn Retail Unit	LAS VEGAS NV
WESTERN	Nevada Sierra	Las Garside	LAS VEGAS NV
WESTERN	Nevada Sierra	Las Huntridge	LAS VEGAS NV
WESTERN	Nevada Sierra	Las King Station	LAS VEGAS NV
WESTERN	Nevada Sierra	Las Strip Station	LAS VEGAS NV
WESTERN	Northland	DUL - WEST DULUTH STAT	DULUTH MN
WESTERN	Northland	MAN-NORTH MANKATO BR	MANKATO MN
WESTERN	Northland	MIN-BROOKLYN PARK BR	MINNEAPOLIS MN
WESTERN	Northland	MIN-BUTLER QUARTER ST	MINNEAPOLIS MN
WESTERN	Northland	MIN-COMMERCE STA	MINNEAPOLIS MN
WESTERN	Northland	MIN-CRYSTAL BR	MINNEAPOLIS MN
WESTERN	Northland	MIN-DIAMOND LAKE STA	MINNEAPOLIS MN
WESTERN	Northland	MIN-DINKY TOWN STA	MINNEAPOLIS MN
WESTERN	Northland	MIN-EDINA BR	MINNEAPOLIS MN
WESTERN	Northland	MIN-NOKOMIS STA	MINNEAPOLIS MN
WESTERN	Northland	MIN-PLYMOUTH BR	MINNEAPOLIS MN
WESTERN	Northland	MIN-RICHFIELD BR	MINNEAPOLIS MN
WESTERN	Northland	ROC-BEAR CREEK STA	ROCHESTER MN
WESTERN	Northland	ROC-CITY STA	ROCHESTER MN
WESTERN	Northland	STC-CENTRE PLACE STA	SAINT CLOUD MN
WESTERN	Northland	STC-WAITE PARK BR	SAINT CLOUD MN
WESTERN	Northland	STP-COMO STA	MINNEAPOLIS MN
WESTERN	Northland	STP-MENDOTA BR	SAINT PAUL MN
WESTERN	Northland	STP-MN TRANSFER STA	SAINT PAUL MN
WESTERN	Northland	STP-SEEGER SQUARE FST	SAINT PAUL MN
WESTERN	Northland	STP-TWIN CITIES AMF S	SAINT PAUL MN
WESTERN	Northland	STP-UPTOWN STA	SAINT PAUL MN
WESTERN	Portland OR	EUG-UNIVERSITY	EUGENE OR
WESTERN	Portland OR	POR-BROOKLYN	PORTLAND OR
WESTERN	Portland OR	POR-CENTRAL ST	PORTLAND OR
WESTERN	Portland OR	POR-SOLOMAN	PORTLAND OR
WESTERN	Portland OR	SAL-BROOKS	SALEM OR
WESTERN	Portland OR	SAL-OAK PARK	SALEM OR
WESTERN	Salt Lake City	Boise Airport Station	BOISE ID
WESTERN	Salt Lake City	Boise Collister Station	BOISE ID
WESTERN	Salt Lake City	Ogden Town Station	OGDEN UT
WESTERN	Salt Lake City	Pocatello Bannock	POCATELLO ID
WESTERN	Salt Lake City	SLC AMC	SALT LAKE CITY UT
WESTERN	Seattle	KEN-MIDWAY FSTA	KENT WA
WESTERN	Seattle	SEA-FEDERAL FSTA	SEATTLE WA
WESTERN	Seattle	SPO - TRENTWOOD BRANCH	SPOKANE WA
WESTERN	Seattle	TAC-M L KING JR STA	TACOMA WA
WESTERN	Seattle	TAC-SOUTH TACOMA	TACOMA WA



July 25, 2009

Officials could close Waite Park post office

By Lawrence Schumacher
lschumacher@stcloudtimes.com

WAITE PARK — The U.S. Postal Service is considering closing Waite Park's retail post office and consolidating its operations with one on the west side of St. Cloud.

The two post offices are among two dozen in Minnesota and 3,200 across the country that Postal Service officials have been reviewing for possible closure. The Postal Service expects a \$6 billion loss this year due to decreasing use of the mail.

It's likely that the Postal Service's Northland District, based in Minneapolis, will recommend closing the post office at 254 Second Ave. S, said Pete Nowacki, Northland District Postal Service spokesman.

"We're looking for opportunities where we may have facilities that are underutilized, where we've got spaces close to each other and there may be some overlap," he said.

The Waite Park post office would be absorbed into an existing Centre Place retail post office at 4170 Division St. W in St. Cloud, just south of Crossroads Center, Nowacki said.

No Postal Service employees would be laid off, and the Waite Park distribution center at 517-10th Ave. S would be unaffected, he said.

"We would reassign the Waite Park employees in accordance with our labor contracts," Nowacki said.

Northland Postal Service officials will be sending questionnaires to Waite Park customers and taking written comments on the proposal before making a recommendation to Postal Service officials in Washington, he said.

Closure of the Waite Park post office could take place 60 days after approval by Postal Service officials, he said.

The closure would allow the Postal Service to save the money it spends on leasing the storefront space for the Waite Park post office.

There is enough space in the Centre Place post office to accommodate any

customers who rent post office boxes at the Waite Park post office, Nowacki said.

The Postal Service has cut its work force by 25,000 employees this year, consolidated its 80 district offices down to 75 and postponed building projects to deal with decreasing revenues, he said.

The downtown St. Cloud post office at 915 Second St. N would be unaffected by the proposed changes.

Saint Cloud MN Area Local No. 647

American Postal Workers' Union, AFL-CIO

P.O. Box 333

Saint Cloud MN 56302-0333

Office: 1-320-202-5924/Work Floor: 1-320-534-4464

August 05, 2009

The Honorable Amy Klobuchar
United States Senate
302 Hart Senate Office Building
Washington, D.C. 20510-2303

and

The Honorable Amy Klobuchar
United States Senate
1200 Washington Avenue South, Suite 250
Minneapolis, MN 55415

Dear Senator Klobuchar:

I am writing you to express our concern about the United States Postal Service's "Retail Consolidations" with in the Northland District, specifically Centre Place Station in Saint Cloud MN and the United States Post Office in Waite Park MN that are being reviewed for closure.

In the July 25, 2009, Saint Cloud Times, an article appeared (attached) that, at present singles out the United States Post Office located at 254 Second Avenue South in Waite Park, MN for possible closure. They imply that the Waite Park Post Office will be absorbed into the Centre Place Retail Station at 4170 Division St W in Saint Cloud MN and that this will save them "the money it spends leasing the storefront in Waite Park."

However, the savings in leasing the property would be minimal in comparison to the loss of revenue and good will of the community. The City of Waite Park will not only lose their Post Office, but an important business and social organ of their community and the good will of the community.

The Lease at Waite Park Post Office expires on April 30, 2009 and, for some period of time there has been no interest shown by the Postal Service to renew it. The rent with utilities included for FY 2008 was \$26,082.00 and they had over the counter revenue of \$933,660 coupled with \$4, 964,588.00 from Permit and Commercial Revenue generated from the BMEAU at the Saint Cloud PDF. If one were to look at just the over the counter revenue minus the total operating expense, the Waite Park Post Office generated a profit to the Postal Service of 80.5% and if one added the Permit and Commercial Revenue – the profit to the USPS would be 96%.

Senator Klobuchar

Page 2:

These are hardly figures to scoff at as the Waite Park Post Office more than pays for itself and generates a profit that most private business interests would be proud of, but not the United States Postal Service. Even with the "economic downturn." The Waite Park Post Office is generating a 78% profit to the USPS in just retail revenue alone.

And the USPS wants to close it?

They say they plan to merge it with Centre Place Station, which is a Saint Cloud location and not Waite Park. Rent, including utilities, for Centre Place Station at 4170 Division St. W. was \$104,225.00 for FY 2009 and over the counter revenue of 1,500,039.00. The profit after operating expenses for FY 2008 at Centre Place Station was 78%! Even in the current "economic downturn" the profit to date for FY 2009 at Centre Place Station is at 77%.

Each unit is unique, Waite Park Post Office is the community identity and more than justifies its financial viability. Centre Place Station is a retail outlet and more than justifies its existence. The idea of moving the business of the Waite Park Post Office to Centre Place Station is more than absurd as Centre Place Station has limited parking and is not set up to handle the volume of business from Waite Park Post Office should the Postal Service be allowed to close it.

There is more to this than that and it is clear from their proposal that the Postal Service is not interested in providing a public service to communities like Waite Park MN – even at the extreme rate of profit that the citizens of Waite Park generate by using their Post Office.

Senator Klobuchar, the process is well underway on the part of the United States Postal Service to close the Waite Park Post Office and we are in alliance with the citizens of Waite Park seek to enlist your support, as our United States Senator, to stop the United States Postal Service from closing their Post Office and doing great damage to their community.

If you have any further questions and wish to contact me, I may be reached at the above telephone numbers and, also, by my cell phone at 1-320-420-0187 and by email at apwu647@clearwire.net and winston@cloudnet.com.

Respectfully,



Michael P. Kaehler, President
Saint Cloud MN Area Local No. 647
American Postal Workers Union, AFL-CIO

CC: Shaunna Johnson, City Administrator – City of Waite Park, MN

**United States Postal Service
Station/Branches Identified For Full Study**

Area	District	Station/Branch Name	City/State
Capital Metro	Baltimore	Eastpoint Mall	Baltimore MD
Capital Metro	Baltimore	Fells Point Station	Baltimore MD
Capital Metro	Baltimore	Franklin Station	Baltimore MD
Capital Metro	Baltimore	Mt. Washington Station	Baltimore MD
Capital Metro	Baltimore	Towson Towne Center	Baltimore MD
Capital Metro	Capital	Columbia Heights Finance	Washington DC
Capital Metro	Capital	Derwood	ROCKVILLE, MD
Capital Metro	Capital	Fort Davis	Washington DC
Capital Metro	Capital	Friendship Heights	BETHESDA MD
Capital Metro	Capital	Landover Hills	HYATTSVILLE, MD
Capital Metro	Capital	Ledroit Park	Washington DC
Capital Metro	Capital	Naval Research Laboratory	Washington DC
Capital Metro	Capital	Navy Annex	Washington DC
Capital Metro	Capital	Northeast	Washington DC
Capital Metro	Capital	Petworth	Washington DC
Capital Metro	Capital	Randle	Washington DC
Capital Metro	Capital	Silver Spring Center	SILVER SPRING, MD
Capital Metro	Capital	Woodridge	Washington DC
Capital Metro	GSC	Capital	COLUMBIA SC
Capital Metro	GSC	Edgewood	COLUMBIA SC
Capital Metro	GSC	Federal Station (Fin) Greenville	GREENVILLE SC
Capital Metro	GSC	Harbison	COLUMBIA SC
Capital Metro	GSC	Pinehaven	CHARLESTON SC
Capital Metro	GSC	Pinewood (Fin)	SPARTANBURG SC
Capital Metro	Mid Carolinas	ASH-Oteen Finance Station	ASHEVILLE NC
Capital Metro	Mid Carolinas	CLT-30th St	CHARLOTTE NC
Capital Metro	Mid Carolinas	CLT-Arrowood	CHARLOTTE NC
Capital Metro	Mid Carolinas	CLT-Derita	CHARLOTTE NC
Capital Metro	Mid Carolinas	CLT-Eastway Finance	CHARLOTTE NC
Capital Metro	Mid Carolinas	CLT-Freedom	CHARLOTTE NC
Capital Metro	Mid Carolinas	Fayetteville Haymont	FAYETTEVILLE NC
Capital Metro	Richmond	Bellevue	RICHMOND, VA
Capital Metro	Richmond	Buckroe Finance Unit	HAMPTON VA
Capital Metro	Richmond	Forest Hill Station	RICHMOND, VA
Capital Metro	Richmond	Fort Monroe (Mil Base) Hampton	HAMPTON VA
Capital Metro	Richmond	Fort Story (Mil Base) Va Beach	VIRGINIA BEACH VA
Capital Metro	Richmond	Fredericksburg Main Office	FREDERICKSBURG
Capital Metro	Richmond	Newport News Denigh	NEWPORT NEWS, VA
Capital Metro	Richmond	Norfolk Business Center	NORFOLK VA
Capital Metro	Richmond	Portlock - Cons	CHESAPEAKE VA
Capital Metro	Richmond	Ridge Branch	RICHMOND, VA
Capital Metro	Richmond	Saunders	RICHMOND, VA
Capital Metro	Richmond	Southside Station	RICHMOND, VA
Capital Metro	Richmond	West End - Cons	RICHMOND, VA
Capital Metro	Richmond	Witchduck Station	VIRGINIA BEACH VA
Eastern	Appalachian	Capitol Station - Charleston	CHARLESTON WVA
Eastern	Appalachian	Downtown Roanoke	ROANOKE, VA
Eastern	Appalachian	Grandin Road Station - Roanoke	ROANOKE, VA
Eastern	Appalachian	Hollins College Roanoke	ROANOKE, VA
Eastern	Appalachian	Marmet Station	CHARLESTON WVA
Eastern	Appalachian	Melrose Station - Roanoke	ROANOKE, VA
Eastern	Appalachian	Spring Hill Station	CHARLESTON WVA
Eastern	Appalachian	Station C - Charleston	CHARLESTON WVA
Eastern	Appalachian	Stonewall	CHARLESTON WVA
Eastern	Appalachian	Williamson Road - Roanoke	ROANOKE, VA
Eastern	Central PA	Hbg - Steelton Br	HARRISBURG PA
Eastern	Central PA	Reading - West Lawn Br	READING PA
Eastern	Central PA	Scranton - Dickson City	SCRANTON PA
Eastern	Central PA	Wilkes-Barre - Ashley	WILKES-BARRE PA

WESTERN	COMWY	FTC-OLD TOWN STA	FORT COLLINS CO
WESTERN	COMWY	PBL-BELMONT STA	PUEBLO CO
WESTERN	Dakotas	University Station	FARGO ND
WESTERN	Hawkeye	East 14th Retail- Des Moines	DES MOINES IA
WESTERN	Hawkeye	East Des Moines	DES MOINES IA
WESTERN	Hawkeye	Highland Park-Des Moines	DES MOINES IA
WESTERN	Mid-America	KCK-FAIRFAX	KANSAS CITY KS
WESTERN	Mid-America	KCK-INDIAN SPRINGS ST	KANSAS CITY KS
WESTERN	Mid-America	KCK-PACKER	KANSAS CITY KS
WESTERN	Mid-America	KCM-BOARDWALK	KANSAS CITY MO
WESTERN	Mid-America	KCM-CENTER SQUARE	KANSAS CITY MO
WESTERN	Mid-America	KCM-CENTROPOLIS	KANSAS CITY MO
WESTERN	Mid-America	KCM-CIVIC CENTER	KANSAS CITY MO
WESTERN	Mid-America	KCM-METRO MALL	KANSAS CITY MO
WESTERN	Mid-America	KCM-NORTHEAST	KANSAS CITY MO
WESTERN	Mid-America	KCM-SOUTHEAST STA	KANSAS CITY MO
WESTERN	Mid-America	KCM-WILLIAM CHICK	KANSAS CITY MO
WESTERN	Mid-America	SHA-MISSION	SHAWNEE MISSION KS
WESTERN	Mid-America	SHA-OVERLAND PARK BR	SHAWNEE MISSION KS
WESTERN	Mid-America	SHA-SHAWNEE BR	SHAWNEE MISSION KS
WESTERN	Nevada Sierra	Desert Inn Retail Unit	LAS VEGAS NV
WESTERN	Nevada Sierra	Las Garside	LAS VEGAS NV
WESTERN	Nevada Sierra	Las Huntridge	LAS VEGAS NV
WESTERN	Nevada Sierra	Las King Station	LAS VEGAS NV
WESTERN	Nevada Sierra	Las Strip Station	LAS VEGAS NV
WESTERN	Northland	DUL - WEST DULUTH STAT	DULUTH MN
WESTERN	Northland	MAN-NORTH MANKATO BR	MANKATO MN
WESTERN	Northland	MIN-BROOKLYN PARK BR	MINNEAPOLIS MN
WESTERN	Northland	MIN-BUTLER QUARTER ST	MINNEAPOLIS MN
WESTERN	Northland	MIN-COMMERCE STA	MINNEAPOLIS MN
WESTERN	Northland	MIN-CRYSTAL BR	MINNEAPOLIS MN
WESTERN	Northland	MIN-DIAMOND LAKE STA	MINNEAPOLIS MN
WESTERN	Northland	MIN-DINKY TOWN STA	MINNEAPOLIS MN
WESTERN	Northland	MIN-EDINA BR	MINNEAPOLIS MN
WESTERN	Northland	MIN-NOKOMIS STA	MINNEAPOLIS MN
WESTERN	Northland	MIN-PLYMOUTH BR	MINNEAPOLIS MN
WESTERN	Northland	MIN-RICHFIELD BR	MINNEAPOLIS MN
WESTERN	Northland	ROC-BEAR CREEK STA	ROCHESTER MN
WESTERN	Northland	ROC-CITY STA	ROCHESTER MN
WESTERN	Northland	STC-CENTRE PLACE STA	SAINT CLOUD MN
WESTERN	Northland	STC-WAITE PARK BR	SAINT CLOUD MN
WESTERN	Northland	STP-COMO STA	MINNEAPOLIS MN
WESTERN	Northland	STP-MENDOTA BR	SAINT PAUL MN
WESTERN	Northland	STP-MN TRANSFER STA	SAINT PAUL MN
WESTERN	Northland	STP-SEEGER SQUARE FST	SAINT PAUL MN
WESTERN	Northland	STP-TWIN CITIES AMF S	SAINT PAUL MN
WESTERN	Northland	STP-UPTOWN STA	SAINT PAUL MN
WESTERN	Portland OR	EUG-UNIVERSITY	EUGENE OR
WESTERN	Portland OR	POR-BROOKLYN	PORTLAND OR
WESTERN	Portland OR	POR-CENTRAL ST	PORTLAND OR
WESTERN	Portland OR	POR-SOLOMAN	PORTLAND OR
WESTERN	Portland OR	SAL-BROOKS	SALEM OR
WESTERN	Portland OR	SAL-OAK PARK	SALEM OR
WESTERN	Salt Lake City	Boise Airport Station	BOISE ID
WESTERN	Salt Lake City	Boise Collister Station	BOISE ID
WESTERN	Salt Lake City	Ogden Town Station	OGDEN UT
WESTERN	Salt Lake City	Pocatello Bannock	POCATELLO ID
WESTERN	Salt Lake City	SLC AMC	SALT LAKE CITY UT
WESTERN	Seattle	KEN-MIDWAY FSTA	KENT WA
WESTERN	Seattle	SEA-FEDERAL FSTA	SEATTLE WA
WESTERN	Seattle	SPO - TRENTWOOD BRANCH	SPOKANE WA
WESTERN	Seattle	TAC-M L KING JR STA	TACOMA WA
WESTERN	Seattle	TAC-SOUTH TACOMA	TACOMA WA



July 25, 2009

Officials could close Waite Park post office

*By Lawrence Schumacher
lschumacher@stcloudtimes.com*

WAITE PARK — The U.S. Postal Service is considering closing Waite Park's retail post office and consolidating its operations with one on the west side of St. Cloud.

The two post offices are among two dozen in Minnesota and 3,200 across the country that Postal Service officials have been reviewing for possible closure. The Postal Service expects a \$6 billion loss this year due to decreasing use of the mail.

It's likely that the Postal Service's Northland District, based in Minneapolis, will recommend closing the post office at 254 Second Ave. S, said Pete Nowacki, Northland District Postal Service spokesman.

"We're looking for opportunities where we may have facilities that are underutilized, where we've got spaces close to each other and there may be some overlap," he said.

The Waite Park post office would be absorbed into an existing Centre Place retail post office at 4170 Division St. W in St. Cloud, just south of Crossroads Center, Nowacki said.

No Postal Service employees would be laid off, and the Waite Park distribution center at 517-10th Ave. S would be unaffected, he said.

"We would reassign the Waite Park employees in accordance with our labor contracts," Nowacki said.

Northland Postal Service officials will be sending questionnaires to Waite Park customers and taking written comments on the proposal before making a recommendation to Postal Service officials in Washington, he said.

Closure of the Waite Park post office could take place 60 days after approval by Postal Service officials, he said.

The closure would allow the Postal Service to save the money it spends on leasing the storefront space for the Waite Park post office.

There is enough space in the Centre Place post office to accommodate any

customers who rent post office boxes at the Waite Park post office, Nowacki said.

The Postal Service has cut its work force by 25,000 employees this year, consolidated its 80 district offices down to 75 and postponed building projects to deal with decreasing revenues, he said.

The downtown St. Cloud post office at 915 Second St. N would be unaffected by the proposed changes.

AMERICAN POSTAL WORKERS UNION, AFL-CIO

Grievant/Union Local 647	Nature of Allegation Potential Closing of USPS Centre Place Station (Station) of USPS Saint Cloud MN
------------------------------------	--

Second Request

August 04, 2009

Date of Request

To: Roy T Reynolds

Title: Postmaster

From: Michael P. Kaehler

Title: President

Subject : **REQUEST FOR INFORMATION & DOCUMENTS RELATIVE TO
PROCESSING A GRIEVANCE**

We request that the following documents and/or witnesses be made available to us in order to properly identify whether or not a grievance does exist and if so their relevancy to the grievance:

1. Two most recent WWE/Function 4 Evaluations and Recommendations for USPS Centre Place Station of USPS Saint Cloud MN.

NOTE: Article 17, Section 3 requires the Employer to provide for review all documents, files, and other records necessary in processing a grievance. Article 31, Section 3 requires that the Employer make available for inspection by the Unions all relevant information necessary for collective bargaining or the enforcement, administration or interpretation of this Agreement. Under 8a(5) of the National Labor Relations Act, it is an Unfair Labor Practice for the Employer to fail to supply relevant information for the purpose of collective bargaining. Grievance processing is an extension of the collective bargaining process.

REQUEST APPROVED

REQUEST DENIED (GIVE REASON)

(date)

(signed)

AMERICAN POSTAL WORKERS UNION, AFL-CIO

Grievant/Union Local 647	Nature of Allegation Potential Closing of USPS Centre Place Station (Station) of USPS Saint Cloud MN
------------------------------------	--

August 04, 2009

Date of Request

To: Roy T Reynolds

Title: Postmaster

From: Michael P. Kaehler

Title: President

Subject : **REQUEST FOR INFORMATION & DOCUMENTS RELATIVE TO
PROCESSING A GRIEVANCE**

We request that the following documents and/or witnesses be made available to us in order to properly identify whether or not a grievance does exist and if so their relevancy to the grievance:

1. Financial Performance Reports for USPS Centre Place Station::
 - a. September 2006
 - b. September 2007
 - c. September 2008
 - d. June 2009

NOTE: Article 17, Section 3 requires the Employer to provide for review all documents, files, and other records necessary in processing a grievance. Article 31, Section 3 requires that the Employer make available for inspection by the Unions all relevant information necessary for collective bargaining or the enforcement, administration or interpretation of this Agreement. Under 8a(5) of the National Labor Relations Act, it is an Unfair Labor Practice for the Employer to fail to supply relevant information for the purpose of collective bargaining. Grievance processing is an extension of the collective bargaining process.

REQUEST APPROVED

REQUEST DENIED (GIVE REASON)

(date)

(signed)

Month Actual	Month Plan	Month SPL Y	Mon. % Plan	Mon. % SPL Y	PSFR Line	YTD Actual	YTD Plan	YTD SPL Y	YTD % Plan	YTD % SPL Y
0	0	0			01 PERMIT IMPRINT	0	0	0		
(17)	0	0			02 OTHER COMMERCIAL REVENUE	(257)	0	(16)		1506.3
(17)	0	0			TOTAL COMMERCIAL	(257)	0	(16)		1506.3
78,197	74,816	84,674	4.5	-7.6	03 RETAIL POSTAGE	900,498	1,013,203	1,025,764	-11.1	-12.2
11,247	20,104	12,347	-44.1	-8.9	04 RETAIL SERVICES	132,082	138,444	130,977	-4.6	0.8
874	779	793	12.2	10.2	05 RETAIL PRODUCTS	8,744	7,893	8,820	10.8	-0.9
2,775	3,944	2,186	-29.6	26.9	06 OTHER RETAIL CHANNELS	38,405	35,344	34,540	8.7	11.2
93,093	99,643	100,000	-6.6	-6.9	TOTAL RETAIL	1,079,729	1,194,884	1,200,101	-9.6	-10.0
0	0	0			07 OTHER INCOME	90	14	18	542.9	400.0
93,076	99,643	100,000	-6.6	-6.9	OPERATING REVENUE	1,079,562	1,194,898	1,200,103	-9.7	-10.0
0	0	0			10 OPERATIONS-SUPPORT	0	0	0		
0	0	0			11 OPERATIONS-MAIL PROCESSING	0	0	0		
0	0	0			12 OPERATIONS-DEL SERV-RUR	0	0	0		
0	0	0			13 OPERATIONS-VEHICLES SERV	0	0	0		
18,318	16,555	17,726	10.6	3.3	14 OPERATIONS-CUSTOMER SVC	162,029	150,771	158,532	7.5	2.2
0	0	0			15 FINANCE	0	0	0		
0	0	0			16 HUMAN RESOURCES	0	0	0		
0	0	0			17 CUSTOMER SVC & SALES	0	0	0		
0	0	0			18 ADMINISTRATION	0	0	0		
0	0	0			19 NWRS CONTROL	0	0	0		
0	0	0			20 LIMITED DUTY	0	0	0		
0	0	0			21 REHABILITATION	0	0	0		
894	0	1,030		-13.2	22 OPERATIONS-CITY DEL	9,743	0	10,113		-3.7
19,212	16,555	18,756	16.0	2.4	TOTAL SALARIES & BENEFITS	171,772	150,771	168,645	13.9	1.9
0	0	0			27 FLEX PLAN ADJ-SALARIES (Field Use)	0	(919)	0		
0	0	0			29 FLEX PLAN ADJ-SALARIES	0	12,433	0		
19,212	16,555	18,756	16.0	2.4	TOTAL SALARIES & BENEFITS FLEX	171,772	162,285	168,645	5.8	1.9
0	0	0			2A MERIT CASH BONUS	0	0	0		
0	0	0			2C EMPLOYEE AWARDS	0	0	0		
0	0	0			2I WORKERS' COMPENSATION EXPENSE	0	0	0		
0	0	0			2J WORKERS' COMPENSATION CHARGEBACK	287	287	0	0.0	0.0
19,212	16,555	18,756	16.0	2.4	TOTAL PERSONNEL COMP	172,059	162,572	168,645	5.8	2.0
0	26	0			31 SUPPLIES	352	361	1,062	-2.5	-66.9
0	0	0			32 FURNITURE & EQUIPMENT	0	0	0		
266	0	45			33 SUPPLIES-ISSUED FROM INVENTORY	621	143	475	334.3	30.7
63	23	29	173.9	117.2	34 SERVICES	500	321	393	55.8	27.2
0	0	0			35 MEDICAL SERVICES	0	0	0		
0	0	0			36 CONSULTING SERVICES EXCLUDING ADVERTISING	0	0	0		

268281- STC-CENTRE PLACE STA

MPOO: 9

ZIP: 56301

Financial Performance Report

Month: Jun-09

Month Actual	Month Plan	Month SPLY	Mon. % Plan	Mon. % SPLY	PSFR Line	YTD Actual	YTD Plan	YTD SPLY	YTD % Plan	YTD % SPLY
0	0	0			37 EQUIPMENT RENT AND REPAIR	0	0	0		
0	0	0			38 COST OF SALES ITEMS	0	0	0		
0	0	0			39 ADVERTISING	0	0	0		
0	0	0			3A SUPPLIES/SERVICES EXPENSE REDUCTIONS	0	0	0		
329	49	74	571.4	344.6	SUB. SUPPLIES & SERVICES	1,473	825	1,930	78.5	-23.7
0	0	0			3B PROJECTS EXPENSED	0	0	0		
0	0	0			3C RELOCATION COSTS	0	0	0		
0	0	0			3D TRAVEL OTHER THAN TRAINING	36	36	50	0.0	-28.0
0	0	0			3E TRAINING	0	0	0		
0	0	0			3F CONTRACT JOB CLEANERS	0	0	0		
0	0	0			3G CONTRACT STATIONS	0	0	0		
0	0	0			3H VEHICLE MAINTENANCE SERVICES	0	0	0		
0	0	0			3J VEHICLE HIRE	0	0	0		
0	0	0			3K CARFARE & TOLLS	0	0	0		
0	0	0			3L RURAL CARRIER EQUIPMENT MAINT	0	0	0		
0	0	0			3M ACCIDENT COSTS	0	0	0		
0	0	0			3N OTHER EXPENSE REDUCTIONS/RECOVERIES	0	0	0		
0	0	0			3U PRINTING	0	0	0		
14,156	14,507	14,401	-2.4	-1.7	41 RENT	74,777	75,131	83,931	-0.5	-10.9
0	0	0			42 UTILITIES & HEATING FUEL	0	0	0		
0	0	0			43 DEPRECIATION & AMORTIZATION	0	0	0		
0	0	3,458			44 MISCELLANEOUS EXPENSE	2,125	2,176	3,733	-2.3	-43.1
0	0	0			45 COMMUNICATIONS	0	0	0		
0	0	0			46 INFORMATION TECHNOLOGY	0	0	0		
0	0	0			5G INDEMNITIES	0	0	0		
0	0	0			5H MISCELLANEOUS JUDGEMENTS	0	0	0		
14,156	14,507	17,859	-2.4	-20.7	SUBTOTAL OTHER EXPENSE	76,938	77,343	87,714	-0.5	-12.3
0	0	0			3P HIGHWAY TRANSPORTATION	0	0	0		
0	0	0			3Q RAIL TRANSPORTATION	0	0	0		
0	0	0			3S OTHER TRANSPORTATION	0	0	0		
0	0	0			3T TRANSPORTATION EXPENSE REDUCTIONS	0	0	0		
0	0	0			SUBTOTAL TRANSPORTATION EXPENSE	0	0	0		
14,485	14,556	17,933	-0.5	-19.2	TOTAL NON-PERSONNEL EXPENSE	78,411	78,168	89,644	0.3	-12.5
33,697	31,111	36,689	8.3	-8.2	TOTAL OPERATING EXPENSE	250,470	240,740	258,289	4.0	-3.0
33,697	31,111	36,689	8.3	-8.2	TOTAL ALL EXPENSE	250,470	240,740	258,289	4.0	-3.0
59,379	68,532	63,311	-13.4	-6.2	NET INCOME (LOSS)	829,092	954,158	941,814	-13.1	-12.0

Month Actual	Month Plan	Month SPLY	Mon. % Plan	Mon. % SPLY	PSFR Line	YTD Actual	YTD Plan	YTD SPLY	YTD % Plan	YTD % SPLY
0	0	0			01 PERMIT IMPRINT	0	0	0		
(89)	0	(16)			02 OTHER COMMERCIAL REVENUE	(121)	0	0		(393)
(89)	0	(16)			TOTAL COMMERCIAL	(121)	0	0		(393)
91,388	107,358	104,198	-14.9	-12.3	03 RETAIL POSTAGE	1,293,780	1,414,432	1,332,808	-8.5	-2.9
203	5,356	16,321	-96.2	-98.8	04 RETAIL SERVICES	152,893	73,375	88,388	108.4	73.0
900	661	867	36.2	3.8	05 RETAIL PRODUCTS	11,395	9,046	9,660	26.0	18.0
2,614	3,251	3,419	-19.6	-23.5	06 OTHER RETAIL CHANNELS	42,074	44,537	44,159	-5.5	-4.7
95,105	116,626	124,805	-18.5	-23.8	TOTAL RETAIL	1,500,142	1,541,390	1,475,015	-2.7	-1.7
0	5	0			07 OTHER INCOME	18	38	34	-52.6	-47.1
95,016	116,631	124,789	-18.5	-23.9	OPERATING REVENUE	1,500,039	1,541,428	1,474,656	-2.7	-1.7
0	0	0			10 OPERATIONS-SUPPORT	0	0	0		
0	0	0			11 OPERATIONS-MAIL PROCESSING	0	0	0		
0	0	0			12 OPERATIONS-DEL SERV-RUR	0	0	0		
0	0	0			13 OPERATIONS-VEHICLES SERV	0	0	0		
17,676	16,901	15,418	4.6	14.6	14 OPERATIONS-CUSTOMER SVC	212,541	197,645	202,015	7.5	5.2
0	0	0			15 FINANCE	0	0	0		
0	0	0			16 HUMAN RESOURCES	0	0	0		
0	0	0			17 CUSTOMER SVC & SALES	0	0	0		
0	0	0			18 ADMINISTRATION	0	0	0		
0	0	0			19 NWRS CONTROL	0	0	0		
0	0	0			20 LIMITED DUTY	0	0	0		
0	0	0			21 REHABILITATION	0	0	0		
0	0	0			22 OPERATIONS-CITY DEL	0	0	0		
1,293	1,082	742	19.5	74.3	23 OPERATIONS-PLANT	12,644	12,098	11,564	4.5	9.3
18,969	17,983	16,160	5.5	17.4	TOTAL SALARIES & BENEFITS	225,185	209,743	213,579	7.4	5.4
0	0	0			27 FLEX PLAN ADJ-SALARIES (Field Use)	0	10,275	0		
0	174	0			29 FLEX PLAN ADJ-SALARIES	0	174	0		
18,969	18,157	16,160	4.5	17.4	TOTAL SALARIES & BENEFITS FLEX	225,185	220,192	213,579	2.3	5.4
0	0	0			2A MERIT CASH BONUS	0	0	0		
0	0	0			2C EMPLOYEE AWARDS	0	0	0		
0	0	0			2I WORKERS' COMPENSATION EXPENSE	0	0	0		
0	0	0			2J WORKERS' COMPENSATION CHARGEBACK	0	0	0		
18,969	18,157	16,160	4.5	17.4	TOTAL PERSONNEL COMP	225,185	220,192	213,579	2.3	5.4
33	68	106	-51.5	-68.9	31 SUPPLIES	1,218	806	1,043	51.1	16.8
0	0	0			32 FURNITURE & EQUIPMENT	0	0	0		
0	0	41			33 SUPPLIES-ISSUED FROM INVENTORY	800	800	1,380	0.0	-42.0
49	37	33	32.4	48.5	34 SERVICES	533	513	494	3.9	7.9
0	0	0			35 MEDICAL SERVICES	0	0	0		
0	0	0			36 CONSULTING SERVICES EXCLUDING ADVERTISING	0	0	0		

268281- STC-CENTRE PLACE STA

MPOO: 9

ZIP: 56301

Financial Performance Report

Month: Sep-08

Month Actual	Month Plan	Month SPLY	Mon. % Plan	Mon. % SPLY	PSFR Line	YTD Actual	YTD Plan	YTD SPLY	YTD % Plan	YTD % SPLY
0	0	0			37 EQUIPMENT RENT AND REPAIR	0	0	0		
0	0	0			38 COST OF SALES ITEMS	0	0	0		
0	0	0			39 ADVERTISING	0	0	0		
0	0	0			3A SUPPLIES/SERVICES EXPENSE REDUCTIONS	0	0	0		
82	105	180	-21.9	-54.4	SUB-SUPPLIES & SERVICES	2,551	2,119	2,917	20.4	-12.5
0	0	0			3B PROJECTS EXPENSED	0	0	0		
0	0	0			3C RELOCATION COSTS	0	0	0		
0	7	0			3D TRAVEL OTHER THAN TRAINING	50	57	88	-12.3	-43.2
0	0	0			3E TRAINING	0	0	0		
0	0	0			3F CONTRACT JOB CLEANERS	0	0	0		
0	0	0			3G CONTRACT STATIONS	0	0	0		
0	0	0			3H VEHICLE MAINTENANCE SERVICES	0	0	0		
0	0	0			3J VEHICLE HIRE	0	0	0		
0	0	0			3K CARFARE & TOLLS	0	11	0		
0	0	0			3L RURAL CARRIER EQUIPMENT MAINT	0	1,166	0		
0	0	0			3M ACCIDENT COSTS	0	0	0		
0	0	0			3N OTHER EXPENSE REDUCTIONS/RECOVERIES	0	0	0		
0	0	0			3U PRINTING	32	32	0	0.0	
6,765	7,468	7,896	-9.4	-14.3	41 RENT	104,225	104,928	107,543	-0.7	-3.1
0	0	0			42 UTILITIES & HEATING FUEL	0	0	0		
0	0	0			43 DEPRECIATION & AMORTIZATION	0	0	0		
(406)	0	0			44 MISCELLANEOUS EXPENSE	226	275	14,964	-17.8	-98.5
0	0	0			45 COMMUNICATIONS	0	0	0		
0	0	0			46 INFORMATION TECHNOLOGY	0	0	0		
0	0	0			5G INDEMNITIES	0	0	0		
0	0	0			5H MISCELLANEOUS JUDGEMENTS	0	0	0		
6,359	7,475	7,896	-14.9	-19.5	SUBTOTAL OTHER EXPENSE	104,533	106,469	122,595	-1.8	-14.7
0	0	0			3P HIGHWAY TRANSPORTATION	0	0	0		
0	0	0			3Q RAIL TRANSPORTATION	0	0	0		
0	0	0			3S OTHER TRANSPORTATION	0	0	0		
0	0	0			3T TRANSPORTATION EXPENSE REDUCTIONS	0	0	0		
0	0	0			SUBTOTAL TRANSPORTATION EXPENSE	0	0	0		
6,441	7,580	8,076	-15.0	-20.2	TOTAL NON-PERSONNEL EXPENSE	107,084	108,588	125,512	-1.4	-14.7
25,410	25,737	24,236	-1.3	4.8	TOTAL OPERATING EXPENSE	332,269	328,780	339,091	1.1	-2.0
25,410	25,737	24,236	-1.3	4.8	TOTAL ALL EXPENSE	332,269	328,780	339,091	1.1	-2.0
69,606	90,894	100,553	-23.4	-30.8	NET INCOME (LOSS)	1,167,770	1,212,648	1,135,565	-3.7	2.8